

# Fiberglass Exterior Doors

Full Program Offering



**MAHOGANY WOODGRAIN  
TEAK WOODGRAIN  
OAK WOODGRAIN  
SMOOTH**



# TABLE OF CONTENTS

## Product Information

- 3 Features & Benefits
- 4 Fiberglass Door Finishes
- 5 Custom Paint Options
- 6 Jamb Options
- 8 Energy Efficiency & Ratings
- 10 Rough Opening Information
- 12 Warranty
- 13 Finishing Instructions

## Signature Glass Collections

- 14 Silverdale®
- 16 Lakewood®
- 18 Carmel™
- 20 Medina®
- 21 Sapphire™
- 22 Preston®
- 24 Phoenix™
- 26 Brilliant Star™
- 27 Sena™
- 28 Monroe™
- 29 Clarkston™
- 30 Mission Pointe™
- 31 Rochester™
- 32 Star
- 34 Fleur De Lis

## Wrought Iron Glass Collections

- 36 Bellante™, Marcello™, San Angelo™
- 37 Torino™

## Designer Glass Collections

- 38 Willow Brook™, Hopewell™, Bevel
- 39 Kincaid™, Ridgway™, Pink Lacey™, Prairie™, Cosmopolis™, Vandalia™

## Obscure Glass Collections

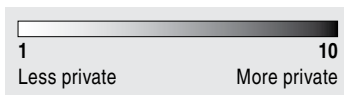
- 41 Modern Teak Doors
- 42 Metro™ Doors
- 46 Obscure Glass

## Additional Collections

- 48 Simulated Divided Lites (SDL)
- 52 Clear Lites & Mini Blinds
- 54 Vent Lites & Pet Doors
- 55 Panel Doors
- 56 Impact Options
- 60 8'0" Height Doors

## Privacy Rating (PR)

Our glass collections are assigned a privacy rating based on the overall obscurity of the glass types used.



See glass collection pages for ratings.

**Please see your store Associate  
for ordering assistance.**

Customer Service: 800-375-8120  
Monday–Friday 5:30am to 5pm (PST)  
Warranty Tech Line: 888-533-2843

Distinctive character is brought to life through the hand-staining expertise of our craftsmen. Unique stain variations are to be expected—these are treasured elements of the real-wood look.

Pictures depicted in this brochure may have been graphically enhanced for illustration purposes.

Printer and monitor limitations prevent exact color duplication for finished products shown in this brochure.

# FEATURES & BENEFITS

## BEAUTY, FUNCTIONALITY, SECURITY, AND ENERGY EFFICIENCY



**A**  
Environmentally friendly CFC-free polyurethane foam core provides insulation



**E**  
High-definition panel embossments provide elegant curb appeal



**B**  
16" wood lock block and jamb security plate resists forced entry



**F**  
Unique, textured woodgrain detail in every design replicates the true look of a real wood door



**C**  
Unfinished PVC jamb, full non-rot protection




**G**  
High performance lite-frame. Resists discoloration and warping



**D**  
Composite adjustable threshold and door sweep limit air and water infiltration



**H**  
LVL stiles with composite stiles/rails



Molded doorlite openings minimize landfill waste, reinforce door structure and doorlite support and protect against moisture



Oak Woodgrain—Lakewood® Patina 3/4 Oval Door in Medium finish


### ENHANCED APPEARANCE

Matching came, sill, and hinge\* finish




Brass Patina Zinc

Ball bearing hinges reduce door sag and hinge wear



Brass Patina Zinc

Composite anodized sill resists deterioration



Brass Patina Zinc

Triple-pane decorative glass provides superior insulation

\*Stainless steel ball bearing hinges:  
Option on outswing doors  
Standard on outswing Impact Collection doors



ENERGY STAR® certified models available for all 50 states

FEATHERRIVERDOORS.COM

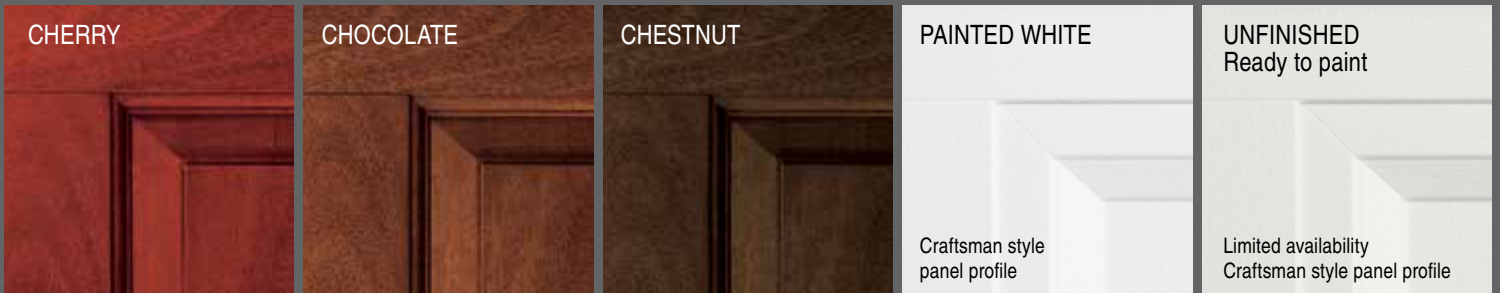


# FIBERGLASS DOOR FINISHES

## TEAK WOODGRAIN



## MAHOGANY WOODGRAIN



## COTTAGE MAHOGANY WOODGRAIN



## OAK WOODGRAIN



## SMOOTH



Our finishes are hand stained or painted to enhance the details of the grain, resulting in a unique and distinctive finish.



# CUSTOM PAINT OPTIONS

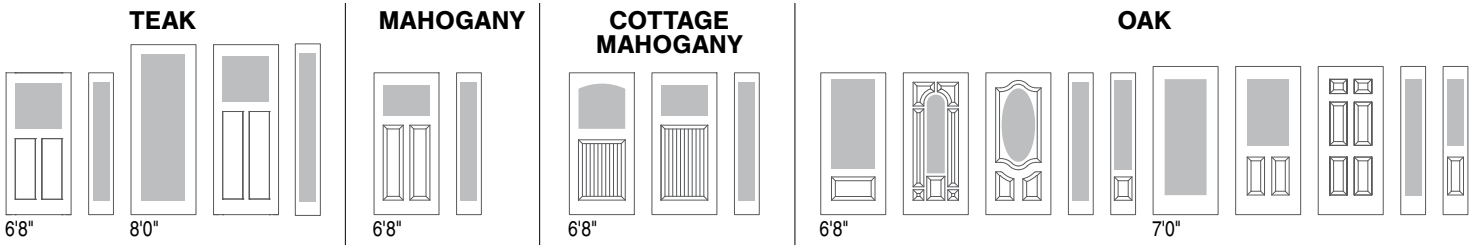


Add dramatic curb appeal without the mess and the hassle of having to paint yourself. It's easy with Feather River pre-painted doors. All you have to do is choose the color(s) you want.


Bright White Light 7757	Pure White 7005	Antique White 6119	Sun Fire 1141	<ul style="list-style-type: none"> <li>• Durable paint finish</li> <li>• Two-color (interior and exterior) option available</li> <li>• Touch up paint included with all special orders</li> <li>• PVC jamb width options, see page 6-7</li> </ul>
Gray Grey 7075	Stormwind 7072	Sage Mist 6178	Spring Coral 6606	
Elder Tree 2809	Burnt Cranberry 2801	Wine Red	Rich Cinnamon 7591	
Timeless Black 6258	Black Coffee 6006	Rich Soil 7510	Space Blue 6244	



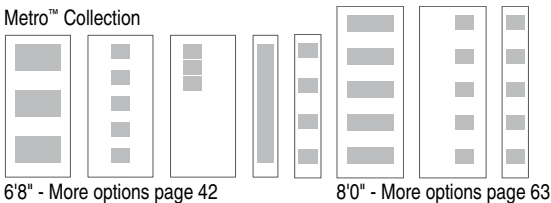
## AVAILABLE STYLES



## SMOOTH



### Metro™ Collection



### ALSO AVAILABLE:

- Flush-glazed / Impact – pages 56-59
- Simulated Divided Lites (SDL) – pages 48-51
- PVC Transoms – page 6

Note: Colors shown are an approximate representation of the actual color. Actual finished color may vary in tone/shade (darker or lighter) from what is shown in brochure.

# JAMB OPTIONS

## UNFINISHED WHITE WOODGRAIN PVC JAMB SYSTEM (Standard Option)

Standard option on both Woodgrain and Smooth Fiberglass

### Unfinished

Ready to paint

### Low Maintenance

- Will not rot or absorb moisture
- Insect resistant

### Energy Efficient

Less heat transfer vs. common frame materials

### Pre-painted

Available as an option with any pre-painted door. Option available for exterior and interior color choice. Jamb color will match door color chosen or choose Painted White.



80" and 96" Nominal Heights  
Available Widths:  
4-9/16"  
5-1/4"  
6-9/16"  
8-9/16"

## PRIMED FINGER-JOINTED WOOD JAMB (Option)

Primed white jambs are ready to paint and require regular maintenance over the life of the door.



Primed White

80" Nominal Height	96" Nominal Height
Available Widths:	Available Widths:
4-9/16"	4-9/16"
5-1/4"	5-1/4"
6-9/16"	6-9/16"
8-9/16"	
12"*	

Wood jamb comes standard with the Feather River Sill Key™ System. Sill Key™ doesn't allow jamb bottom to sit on sub floor or sill where it is susceptible to water damage.

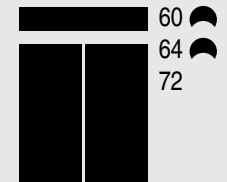
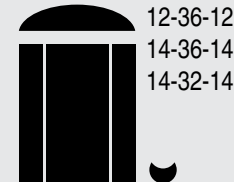

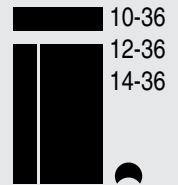
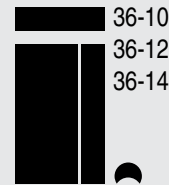


\* Not available with Sill Key™. Single and double doors only.




## TRANSOMS

Matching PVC transom frames are available in the configurations below. Directly attach transoms to the door unit. Or, install transoms in a separate rough opening. Feather River ships unattached transoms with door unit. Non-impact only, no HVHZ or WBD rating available.



Heights 12 and 14-3/4 unless otherwise noted

 12 height only

 14-3/4 height unfinished PVC only

Widths listed next to configuration



**CUSTOM PAINT OPTIONS**

See page 5

## PRE-COLORED

### WOODGRAIN PVC JAMB SYSTEM (Upgrade Option)

Available option on Woodgrain Fiberglass. PVC pre-colored jamb system complements our hand stained door's overall door finish, enhancing its beautiful aesthetics. The jamb system is made of PVC which prevents rot and does not peel, fade, or warp. It is easy to maintain as it doesn't require refinishing or UV protection over time. The PVC pre-colored jamb system is a great component to the Feather River door system in achieving its maximum performance.

Note: Designed to complement the overall door finish; color will not match hand stained finishes perfectly.  
Note: Not available for transoms.

#### TEAK PRE-COLORED



Cocoa Teak  
Widths: 4-9/16", 5-1/4" and 6-9/16"

#### PRE-COLORED WHITE PVC JAMB SYSTEM



White  
Widths: 4-9/16", 5-1/4" and 6-9/16" on both Woodgrain and Smooth Fiberglass

#### OAK PRE-COLORED



Light Oak



Medium Oak




Walnut Oak  
Widths: 4-9/16", 5-1/4" and 6-9/16"

#### MAHOGANY PRE-COLORED



Honey Mahogany



Cherry Mahogany



Chocolate Mahogany




Chestnut Mahogany  
Widths: 4-9/16", 5-1/4" and 6-9/16"

## HAND STAINED

### WOODGRAIN PVC JAMB SYSTEM (Upgrade Option)


This is a hand stained woodgrain PVC jamb option that offers full non-rot protection to best complement our hand stained door finishes. The hand stain method brings out the elegant woodgrain detail and truly enhances the overall beauty of the entire door system. The stain is protected with a UV polyurethane top coat and will require periodic maintenance similar to the door system.

#### WOODGRAIN TEAK FINISH



Cocoa Teak  
Widths: 4-9/16", 5-1/4" and 6-9/16"

#### WOODGRAIN OAK FINISHES



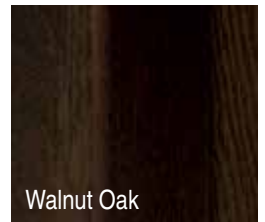
Ash Oak



Light Oak




Medium Oak



Walnut Oak  
Widths: 4-9/16", 5-1/4" and 6-9/16"


#### WOODGRAIN MAHOGANY FINISHES




Honey Mahogany



Cherry Mahogany



Chocolate Mahogany



Chestnut Mahogany  
Widths: 4-9/16", 5-1/4" and 6-9/16"

**NOTE: Double door setups for all pre-stained Woodgrain Doors – Astragal will not be stained but will be "Painted" to complement the stain finish.**

Note: A close up of the door system—jamb on the left and door panel on the right—shown in the images above.



# ENERGY EFFICIENCY & RATINGS

## FUNCTIONALITY

All Feather River Fiberglass Doors are energy efficient and designed to stand up to all seasons, so your home stays warm during the winter months and cool during the summer. Imagine the savings from a fiberglass door which is up to five times more energy efficient than a traditional wood door.

Many of our doors are ENERGY STAR certified. The chart beginning below and continuing on page 9 shows a listing of the U-Factor and SHGC (Solar Heat Gain Coefficient) for all of our Exterior Door Products. Certified units must hit the U-Factor, Solar Heat Gain Coefficient in their climate zone, and air leakage listed in the chart to the right. Visit [energystar.gov](http://energystar.gov) for your area's climate zone detail.



Feather River offers ENERGY STAR certified door models in all 50 states.

Version 7.0 Effective: 10/23/2023

Glazing Level	Climate Zone	U-Factor <sup>1</sup>	SHGC <sup>2</sup>
Opaque	All Zones	≤ 0.17	No Rating
≤ ½-Lite	All Zones	≤ 0.23	≤ 0.23
> ½-Lite	Northern	≤ 0.26	≤ 0.40
	North-Central		
	South-Central	≤ 0.28	≤ 0.23
	Southern		

Air Leakage for Swinging Doors ≤ 0.5 cf/m/ft<sup>2</sup>

<sup>1</sup> Btu/h-ft<sup>2</sup>-°F

<sup>2</sup> Solar Heat Gain Coefficient

**U-Factor:** The heat transfer per time per area and per degree of temperature difference. The U-factor multiplied by the interior–exterior temperature difference and by the projected fenestration product area yields the total heat transfer through the fenestration product due to conduction, convection, and long wave infrared radiation. Expressed here in units of Btu/h-ft<sup>2</sup>-°F.

**Solar Heat Gain Coefficient (SHGC):** The ratio of the solar heat gain entering the space through the fenestration product to the incident solar radiation. Expressed as a value between 0 and 1.

**Air Leakage (AL):** Measures the rate at which air passes through joints in the window. AL is measured in cubic feet of air passing through one square foot of window area per minute. The lower the AL value, the less air leakage. Most industry standards and building codes require an AL of 0.3 cf-m/ft<sup>2</sup>.

## ENERGY RATINGS INFORMATION

In some years the government has offered a federal tax credit for energy-efficient products that meet or exceed ENERGY STAR performance levels for doors. Please visit [irs.gov](http://irs.gov) and [energystar.gov](http://energystar.gov) for additional information regarding tax credit availability or visit [featherriverdoors.com](http://featherriverdoors.com) for additional information regarding energy efficiency. **PVC jamb ratings shown in chart.**

NFRC Size Designation	Feather River Door Description
1/4 Lite ≤ 410 sq in	Fanlite, Craftsman, Craftsman Rectangle, Craftsman Arch, Center Arch, 3/4 Oval (Smooth, Smooth Impact—30"), Metro (3-4-5-6 Lite Straight, 3-Lite Zag, 3-Lite Mix, 1-3-4 Lite Square/Diamond, 1-Lite Left/Middle/Right, 3-Lite Narrow), Teak (3-Lite Small, 3-Lite Large)
1/2 Lite ≤ 900 sq in	Half Lite, 3/4 Oval (Mahogany, Oak, Smooth Impact—36"), Center Arch (8/0), Cottage Craftsman Arch, Full Oval, Metro (3-Lite Craftsman, 4-5-6 Lite Narrow, 2-Lite Twin), Teak (Lighthouse, 2-Lite, 1-Lite, 4-Lite)
3/4 Lite ≤ 1100 sq in	3/4 Lite, Half Lite (8/0), Metro (4-Lite Craftsman)
Full Lite > 1100 sq in	3/4 Lite (8/0), Full Lite, Full Lite RT
Opaque/No Glass	All Panel Doors

NFRC Size Designation	Feather River Sidelite Description
1/4 Lite ≤ 65 sq in	N/A
1/2 Lite ≤ 281 sq in	Craftsman, Half Lite, Center Arch (Oak), Metro (4-5-6 Lite)
3/4 Lite ≤ 381 sq in	Center Arch (Mahogany), 3/4 Lite (Oak, Smooth, Mahogany), Full Lite (Oak, Smooth, Mahogany—12"/10"), Full Lite (Smooth Impact—10")
Full Lite > 381 sq in	Full Lite (Mahogany—14"), Full Lite (Teak—14"/12"), Full Lite (Smooth Impact—14"/12")
Opaque/No Glass	N/A

## ENERGY RATINGS CHART

Will not qualify under ENERGY STAR guidelines.

Will not qualify in the Northern and North-Central climate zones under ENERGY STAR guidelines.

Note: Transoms do not qualify for the tax credit. Any tax credit, if available, would be based on "qualified" Door with Sidelites or Double Door configuration.

Note: Ratings shown here are with PVC Jamb. Wood jamb ratings can be found in the Performance Data section of our Resources on [featherriverdoors.com](http://featherriverdoors.com).

### Teak Woodgrain Style Fiberglass Entry Doors & Sidelites

TYPE	SWING	GLAZING	1/4 Lite ≤ 410 sq in		1/2 Lite ≤ 900 sq in		3/4 Lite ≤ 1100 sq in		Full Lite > 1100 sq in	
			U-factor	SHGC	U-factor	SHGC	U-factor	SHGC	U-factor	SHGC
Fiberglass Door	Inswing & Outswing	Triple Pane—Decorative/Obscure (5mm) Glass	0.22	0.10	0.26	0.18	N/A	N/A	N/A	N/A
		Triple Pane—Obscure (5mm) Glass with Grid	N/A	N/A	0.26	0.14	N/A	N/A	N/A	N/A
		Dual Pane—Low E-270 (Clear)	0.21	0.08	0.25	0.15	N/A	N/A	N/A	N/A
		Dual Pane—Low E-270 (Internal Grille)	N/A	N/A	0.25	0.15	N/A	N/A	N/A	N/A

TYPE	SWING	GLAZING	1/4 Lite ≤ 65 sq in		1/2 Lite ≤ 281 sq in		3/4 Lite ≤ 381 sq in		Full Lite > 381 sq in	
			U-factor	SHGC	U-factor	SHGC	U-factor	SHGC	U-factor	SHGC
Fiberglass Sidelite	Inswing & Outswing	Triple Pane—Decorative/Obscure (5mm) Glass	N/A	N/A	N/A	N/A	N/A	N/A	0.29	0.17
		Dual Pane—Low E-270 (Clear)	N/A	N/A	N/A	N/A	N/A	N/A	0.28	0.14

Air Leakage ≤ 0.3 cf/m/ft<sup>2</sup>

Please visit our Resources page on [featherriverdoors.com](http://featherriverdoors.com) for the latest energy ratings information in the Performance Data section.

### Mahogany Woodgrain Style Fiberglass Entry Doors & Sidelites

TYPE	SWING	GLAZING	1/4 Lite ≤ 410 sq in		1/2 Lite ≤ 900 sq in		3/4 Lite ≤ 1100 sq in		Full Lite > 1100 sq in	
			U-factor	SHGC	U-factor	SHGC	U-factor	SHGC	U-factor	SHGC
Fiberglass Door	Inswing & Outswing	Triple Pane—Decorative/Obscure (5mm) Glass	0.20	0.09	0.23	0.15	0.26	0.20	N/A	N/A
		Triple Pane—Low E Decorative/Obscure (5mm) Glass	0.19	0.07	0.22	0.12	0.23	0.16	N/A	N/A
		Dual Pane—Craftsman 6-Lite (Mahogany/Smooth)	0.23	0.10	N/A	N/A	N/A	N/A	N/A	N/A
		Dual Pane—Low E-270 (Clear/Craftsman)	0.20	0.08	N/A	N/A	0.25	0.20	N/A	N/A
		Dual Pane—Low E Wrought Iron	0.19	0.07	0.23	0.13	0.25	0.17	N/A	N/A
		Triple Pane—Laminated Impact Glass	0.20	0.08	0.24	0.15	0.26	0.20	N/A	N/A
		Opaque/No Glass (Flush/Embossed)	U-Factor = 0.15 SHGC = 0.01							

TYPE	SWING	GLAZING	1/4 Lite ≤ 65 sq in		1/2 Lite ≤ 281 sq in		3/4 Lite ≤ 391 sq in		Full Lite > 391 sq in		
			U-factor	SHGC	U-factor	SHGC	U-factor	SHGC	U-factor	SHGC	
Fiberglass Sidelite	Inswing & Outswing	Triple Pane—Decorative/Obscure (5mm) Glass	N/A	N/A	0.21	0.09	0.23	0.12	0.26	0.16	
		Dual Pane—Low E Wrought Iron	N/A	N/A	0.21	0.08	0.23	0.10	0.25	0.13	
		Dual Pane—Low E-270 (Clear/Internal Grille/SDL)	N/A	N/A	0.21	0.08	N/A	N/A	0.25	0.14	
		Triple Pane—Laminated Impact Glass	N/A	N/A	0.22	0.09	0.23	0.11	0.26	0.15	
		Dual Pane—Low E (Mini Blind UP)	N/A	N/A	N/A	N/A	0.24	0.06	N/A	N/A	
		Air Leakage ≤ 0.3 cfm/ft <sup>2</sup>									

### Oak Woodgrain and Smooth Style Fiberglass Entry Doors & Sidelites

TYPE	SWING	GLAZING	1/4 Lite ≤ 410 sq in		1/2 Lite ≤ 900 sq in		3/4 Lite ≤ 1100 sq in		Full Lite > 1100 sq in	
			U-factor	SHGC	U-factor	SHGC	U-factor	SHGC	U-factor	SHGC
Fiberglass Door	Inswing & Outswing	Triple Pane—Decorative/Obscure (5mm) Glass	0.19	0.09	0.21	0.15	0.22	0.20	0.24	0.27
		Triple Pane—Low E Decorative/Obscure (5mm) Glass	0.18	0.07	0.20	0.12	0.21	0.16	0.23	0.21
		Dual Pane—Low E Wrought Iron	0.19	0.07	0.22	0.13	0.24	0.17	0.27	0.23
		Dual Pane—Low E-270 (Clear/Internal Grille)	0.19	0.08	0.22	0.15	0.24	0.20	0.27	0.26
		Dual Pane—Low E (Mini Blind UP)	N/A	N/A	0.23	0.09	0.25	0.11	0.28	0.15
				Opaque/No Glass (Flush/Embossed)	U-Factor = 0.16 SHGC = 0.01					

TYPE	SWING	GLAZING	1/4 Lite ≤ 65 sq in		1/2 Lite ≤ 281 sq in		3/4 Lite ≤ 381 sq in		Full Lite > 381 sq in		
			U-factor	SHGC	U-factor	SHGC	U-factor	SHGC	U-factor	SHGC	
Fiberglass Sidelite	Inswing & Outswing	Triple Pane—Decorative/Obscure (5mm) Glass	0.17	0.02	0.19	0.08	0.19	0.11	0.20	0.14	
		Dual Pane—Low E Wrought Iron	0.18	0.02	0.21	0.07	0.23	0.09	0.25	0.12	
		Dual Pane—Low E-270 (Clear/Internal Grille)	0.18	0.02	0.21	0.08	0.23	0.11	0.25	0.14	
		Dual Pane—Low E (Mini Blind UP)	N/A	N/A	0.22	0.04	0.25	0.11	0.26	0.06	
		Dual Pane—(Mini Blind UP)	N/A	N/A	0.24	0.08	0.26	0.11	0.30	0.12	
		Air Leakage ≤ 0.3 cfm/ft <sup>2</sup>									

### Flush-glazed Teak Woodgrain, Oak Woodgrain, and Smooth Style Fiberglass Entry Doors & Sidelites

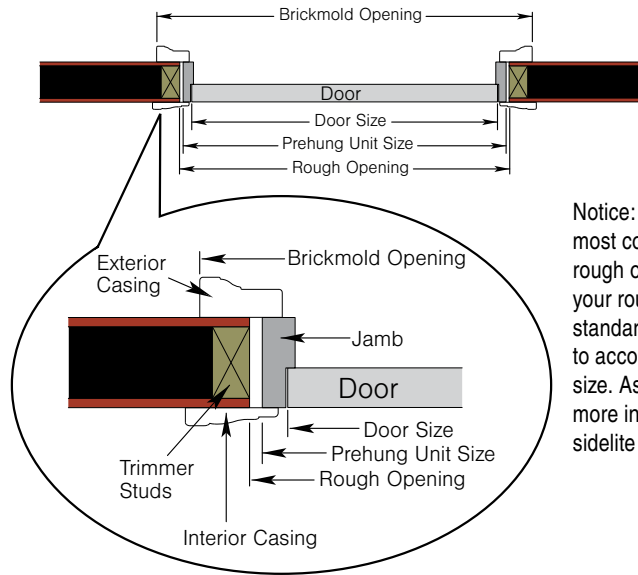
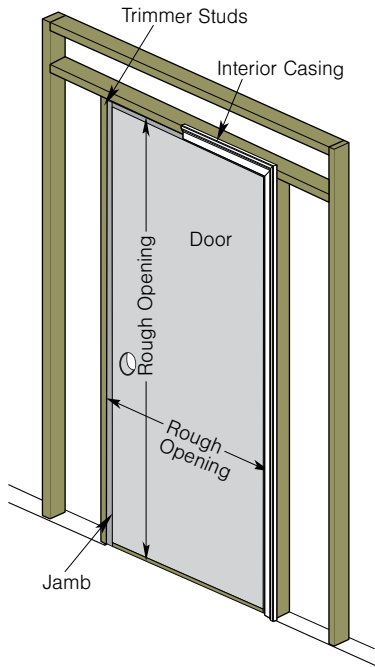
TYPE	SWING	GLAZING	1/4 Lite ≤ 410 sq in		1/2 Lite ≤ 900 sq in		3/4 Lite ≤ 1100 sq in		Full Lite > 1100 sq in	
			U-factor	SHGC	U-factor	SHGC	U-factor	SHGC	U-factor	SHGC
Fiberglass Door	Inswing & Outswing	Triple Pane—Laminated Impact Glass	0.21	0.08	0.24	0.15	0.27	0.20	0.30	0.26
		Triple Pane—Decorative/Obscure (5mm) Glass	0.21	0.09	0.24	0.15	0.26	0.20	0.30	0.27
		Triple Pane—Low E Decorative/Obscure (5mm) Glass	0.20	0.07	0.22	0.12	0.24	0.16	0.27	0.21
		Triple Pane—Laminated Low E Impact Glass	0.20	0.07	0.23	0.12	0.25	0.16	0.28	0.21
		Dual Pane—Laminated Low E Impact Glass	0.20	0.08	0.23	0.15	0.25	0.19	0.27	0.25
		Dual Pane—Low E Wrought Iron	0.20	0.07	0.23	0.13	0.25	0.17	0.28	0.23
		Dual Pane—Low E-270 (Clear/Internal Grille)	0.19	0.05	0.22	0.10	0.23	0.13	0.26	0.16
		Dual Pane—Low E (Mini Blind UP)	N/A	N/A	0.24	0.09	0.26	0.11	0.29	0.15
		Dual Pane—Laminated Low E Impact (Mini Blind UP)	N/A	N/A	N/A	N/A	N/A	0.32	0.21	

TYPE	SWING	GLAZING	1/4 Lite ≤ 65 sq in		1/2 Lite ≤ 281 sq in		3/4 Lite ≤ 391 sq in		Full Lite > 391 sq in		
			U-factor	SHGC	U-factor	SHGC	U-factor	SHGC	U-factor	SHGC	
Fiberglass Sidelite	Inswing & Outswing	Triple Pane—Laminated Impact Glass	N/A	N/A	0.24	0.15	0.26	0.19	0.30	0.26	
		Triple Pane—Decorative/Obscure (5mm) Glass	N/A	N/A	0.23	0.15	0.26	0.20	0.29	0.27	
		Triple Pane—Laminated Low E Impact Glass	N/A	N/A	0.22	0.12	0.24	0.16	0.27	0.21	
		Dual Pane—Laminated Impact Glass	N/A	N/A	0.26	0.18	0.29	0.24	0.33	0.32	
		Dual Pane—Laminated Low E Impact Glass	N/A	N/A	0.22	0.14	0.24	0.19	0.27	0.25	
		Dual Pane—Low E Wrought Iron	N/A	N/A	0.23	0.13	0.25	0.17	0.28	0.23	
		Dual Pane—Low E-270 (Clear/Internal Grille)	N/A	N/A	0.21	0.10	0.23	0.12	0.25	0.16	
		Dual Pane—Low E (Mini Blind UP)	N/A	N/A	0.23	0.06	0.26	0.07	0.29	0.10	
		Dual Pane—Laminated Low E Impact (Mini Blind UP)	N/A	N/A	N/A	N/A	N/A	0.31	0.21		
		Air Leakage ≤ 0.3 cfm/ft <sup>2</sup>									

■ Does not meet 2023 Florida Energy Code Criteria for SHGC.

# ROUGH OPENING INFORMATION

## ROUGH OPENING INFORMATION



Notice: Listed at right are some of the most common door configurations, with rough opening dimensions. If you find that your rough opening does not match the standard sizes, we have options that help to accommodate almost any rough opening size. Ask your Home Depot Associate for more information regarding cut-down and sidelite spreader options.

Doors with Sidelite(s): Rough Opening sizes shown at right are for a standard continuous head and sill setup with primed wood jamb or unfinished PVC jamb. Note: Some PVC Jamb options may add 1/2" per sidelite to the width shown in the chart at right (this will be a continuous head and sill unit, but at a box construction size).

Box Construction Size Option: We also offer our doors in box construction size depending on jamb option. This size adds 1/2" to the measurements shown per sidelite.

Box Construction with Spread Mullion Option: Allows for a 1/2" to 3" spread between door and sidelite. Built as standard box construction and only available on certain jamb options. Double Door with Two Sidelites: Only available in Box Construction as standard and no Spread Mullion.

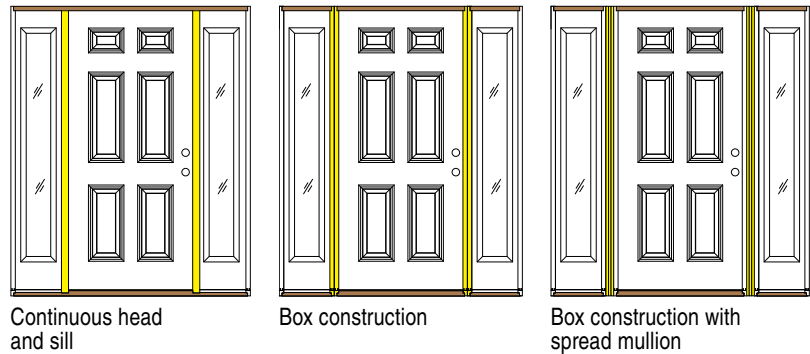
Outswing Units: Come standard with a Bumper-Style Sill, which requires that you subtract 1-1/8" from the Prehung Unit and Rough Opening height. Also add 1/2" to Brickmold Opening for width.

Wheelchair Accessible: Subtract 7/8" from any of the heights shown.

Threshold: Inswing Units – Threshold height is 1-3/8", which allows for approximately 1" opening clearance. If a spacer is needed under sill to allow for proper opening clearance, please adjust rough opening accordingly.

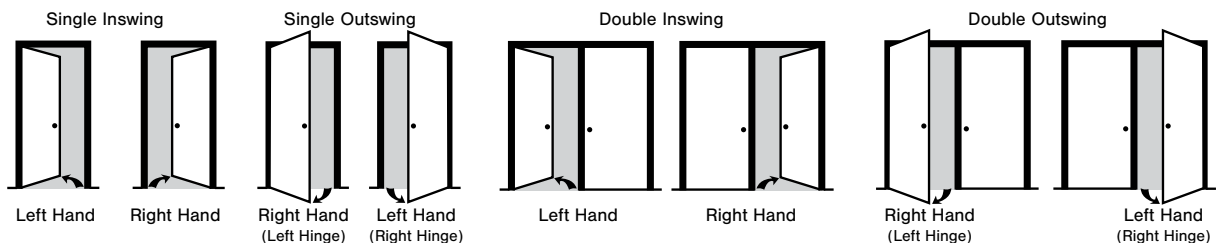
Transom: To calculate heights for combined doors and transoms, add the transom height to the Chart height.

## PRE-HUNG SETUP CONSTRUCTION EXAMPLES



## DOOR SWING AND HANDING

Viewed From The Outside

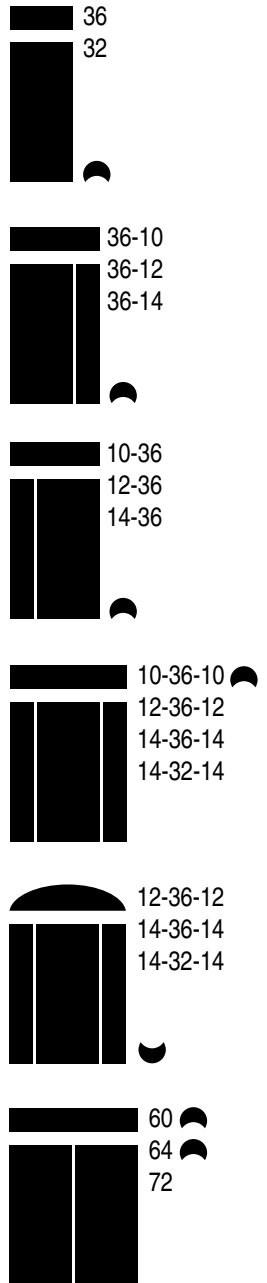




# ROUGH OPENING CHART

NOMINAL DOOR WIDTH	NOMINAL DOOR HEIGHT	PREHUNG UNIT SIZE	ROUGH OPENING	BRICKMOLD OPENING
14"	6/8	15-1/2" x 81-5/8"	16-1/4" x 82-1/8"	18" x 82-7/8"
12"	6/8	13-1/2" x 81-5/8"	14-1/4" x 82-1/8"	16" x 82-7/8"
10"	6/8	11-5/8" x 81-5/8"	12-3/8" x 82-1/8"	14-1/8" x 82-7/8"
14"	7/0	15-1/2" x 85-5/8"	16-1/4" x 86-1/8"	18" x 86-7/8"
14"	8/0	15-1/2" x 97-5/8"	16-1/4" x 98-1/8"	18" x 98-7/8"
12"	8/0	13-1/2" x 97-5/8"	14-1/4" x 98-1/8"	16" x 98-7/8"
36"	6/8	37-1/2" x 81-5/8"	38-1/4" x 82-1/8"	40" x 82-7/8"
34"	6/8	35-1/2" x 81-5/8"	36-1/4" x 82-1/8"	38" x 82-7/8"
32"	6/8	33-1/2" x 81-5/8"	34-1/4" x 82-1/8"	36" x 82-7/8"
30"	6/8	31-1/2" x 81-5/8"	32-1/4" x 82-1/8"	34" x 82-7/8"
36"	7/0	37-1/2" x 85-5/8"	38-1/4" x 86-1/8"	40" x 86-7/8"
36"	8/0	37-1/2" x 97-5/8"	38-1/4" x 98-1/8"	40" x 98-7/8"
42"	8/0	43-1/2" x 97-5/8"	44-1/4" x 98-1/8"	46" x 98-7/8"
36"-14"SL	6/8	52-1/2" x 81-5/8"	53-1/4" x 82-1/8"	55" x 82-7/8"
36"-12"SL	6/8	50-1/2" x 81-5/8"	51-1/4" x 82-1/8"	53" x 82-7/8"
36"-10"SL	6/8	48-5/8" x 81-5/8"	49-3/8" x 82-1/8"	51-1/8" x 82-7/8"
32"-14"SL	6/8	48-1/2" x 81-5/8"	49-1/4" x 82-1/8"	51" x 82-7/8"
32"-12"SL	6/8	46-1/2" x 81-5/8"	47-1/4" x 82-1/8"	49" x 82-7/8"
36"-14"SL	7/0	52-1/2" x 85-5/8"	53-1/4" x 86-1/8"	55" x 86-7/8"
36"-14"SL	8/0	52-1/2" x 97-5/8"	53-1/4" x 98-1/8"	55" x 98-7/8"
36"-12"SL	8/0	50-1/2" x 97-5/8"	51-1/4" x 98-1/8"	53" x 98-7/8"
42"-14"SL	8/0	58-1/2" x 97-5/8"	59-1/4" x 98-1/8"	61" x 98-7/8"
36"-14"SL	6/8	67-1/2" x 81-5/8"	68-1/4" x 82-1/8"	70" x 82-7/8"
36"-12"SL	6/8	63-1/2" x 81-5/8"	64-1/4" x 82-1/8"	66" x 82-7/8"
36"-10"SL	6/8	59-3/4" x 81-5/8"	60-1/2" x 82-1/8"	62-1/4" x 82-7/8"
32"-14"SL	6/8	63-1/2" x 81-5/8"	64-1/4" x 82-1/8"	66" x 82-7/8"
32"-12"SL	6/8	59-1/2" x 81-5/8"	60-1/4" x 82-1/8"	62" x 82-7/8"
36"-14"SL	7/0	67-1/2" x 85-5/8"	68-1/4" x 86-1/8"	70" x 86-7/8"
36"-14"SL	8/0	67-1/2" x 97-5/8"	68-1/4" x 98-1/8"	70" x 98-7/8"
36"-12"SL	8/0	63-1/2" x 97-5/8"	64-1/4" x 98-1/8"	66" x 98-7/8"
42"-14"SL	8/0	73-1/2" x 97-5/8"	74-1/4" x 98-1/8"	76" x 98-7/8"
72" (36-36)	6/8	74" x 81-5/8"	74-3/4" x 82-1/8"	76-1/2" x 82-7/8"
68" (34-34)	6/8	70" x 81-5/8"	70-3/4" x 82-1/8"	72-1/2" x 82-7/8"
64" (32-32)	6/8	66" x 81-5/8"	66-3/4" x 82-1/8"	68-1/2" x 82-7/8"
60" (30-30)	6/8	62" x 81-5/8"	62-3/4" x 82-1/8"	64-1/2" x 82-7/8"
72" (36-36)	7/0	74" x 85-5/8"	74-3/4" x 86-1/8"	76-1/2" x 86-7/8"
72" (36-36)	8/0	74" x 97-5/8"	74-3/4" x 98-1/8"	76-1/2" x 98-7/8"
84" (42-42)	8/0	86" x 97-5/8"	86-3/4" x 98-1/8"	88-1/2" x 98-7/8"
88" (12-32-32-12)	6/8	93" x 81-5/8"	93-3/4" x 82-1/8"	95-1/2" x 82-7/8"
96" (12-36-36-12)	6/8	101" x 81-5/8"	101-3/4" x 82-1/8"	103-1/2" x 82-7/8"
92" (14-32-32-14)	6/8	97" x 81-5/8"	97-3/4" x 82-1/8"	99-1/2" x 82-7/8"
100" (14-36-36-14)	6/8	105" x 81-5/8"	105-3/4" x 82-1/8"	107-1/2" x 82-7/8"
100" (14-36-36-14)	7/0	105" x 85-5/8"	105-3/4" x 86-1/8"	107-1/2" x 86-7/8"
100" (14-36-36-14)	8/0	105" x 97-5/8"	105-3/4" x 98-1/8"	107-1/2" x 98-7/8"
100" (12-36-36-12)	8/0	101" x 97-5/8"	101-3/4" x 98-1/8"	103-1/2" x 98-7/8"

## TRANSOMS



Heights 12" & 14-3/4" unless otherwise noted

☐ 12" height only

☐ 14-3/4" only

Widths listed next to configuration



DESIGNED TO MEET IMPACT REQUIREMENTS FOR "HVHZ" AREAS IN FLORIDA

Rough openings for HVHZ (Impact) are smaller than Rough Opening Chart sizes. Maximum space between Actual Unit Size and Rough Opening is 1/2" in width and 1/4" in height.

# LIMITED LIFETIME WARRANTY

Feather River Doors fiberglass entry and patio door systems by Trinity Glass International, Inc. (hereinafter Trinity) are warranted to be free from defects in material and workmanship that would render the door unfit for its intended use under normal conditions, subject to the conditions and restrictions contained herein. This warranty extends only to the original purchaser/first end user (hereinafter Customer) from the date of purchase and extending to the following periods:

Limited Lifetime Warranty on all door slabs and sidelite slabs

Limited Lifetime Warranty on PVC jambs, brickmoulds and mullions

Limited Lifetime Warranty on doorlite (glass) frames

10 Years Limited Warranty on insulated glass against seal failure

5 Years Limited Warranty on factory finish (paint and stain)

2 Years Limited Warranty on all wood products (i.e. jambs, brickmoulds, mullion) and all other components not specified in this warranty

The following are exceptions that may void the warranty or are not otherwise considered to be defects in material or workmanship:

1. Damage caused by failure to comply with the installation, finishing and maintenance instructions and recommendations by Trinity.
2. Damage caused by improper storage and handling, abuse, abnormal and unreasonable use by the Customer or other parties beyond the control of Trinity, to include but not limited to damages caused during shipping, handling, installation, replacement of genuine Trinity parts or components, unauthorized repairs, or any act(s) performed to the products not in compliance with Trinity's instructions and recommendations.
3. Damage from harsh natural conditions, including but not limited to substantial exposure to sun, salt spray, lightning, windstorms, earthquakes, acts of God, and other severe environmental conditions including but not limited to harsh chemicals or solvents, such as acidic brick washes or stucco leach.
4. Broken or shattered glass, normal wear and tear of components, improper maintenance, improper cleaning, improper caulking, and damage caused by pets or wild animals.
5. Bowing not exceeding 1/4 inch in the plane of the door. This shall be determined by placing a straight edge on the bowed surface of the door and measuring the point of maximum distance between the bottom of the straight edge and the surface of the door, accounting for panels and glazing recesses.
6. For unfinished products, failure to properly finish all door/sidelite/transom surfaces and/or jamb materials within 2 weeks of installation or 6 months from the date of purchase, whichever is sooner.
7. Natural variations in color or texture of any wood grain surface shall not be considered a defect. When exposed to direct sunlight over long periods of time, discoloration may occur, but this will be within the accepted tolerances contained within 5 Delta E units, calculated in accordance with ASTM E 308, ASTM E 805 and ASTM D 2244, effective on the date the product is manufactured. Non-uniform fading and/or color changes are natural occurrences if the exterior surfaces of the products are not equally exposed to the sun and other environmental conditions.
8. Natural conditions created during the manufacturing process used in making decorative glass panels such as bubbles, streaks and swirls in decorative glass shall not be considered a defect. Irregularity in glass that is not visible from farther than six feet shall not be considered defects.
9. Any damage caused by improper installation of a storm door or the installation of a non-ventilating, full glass storm door shall void this warranty.
10. This warranty applies only to doors installed in owner occupied residential dwellings within the U.S., during the Customer's ownership, and is non-transferable.
11. Repaired or replaced components are warranted on the same terms and only for the remainder of the original warranty period. Color and grain match are not guaranteed. Trinity reserves the right to discontinue or change products or components. If a product or component is not available, Trinity may select and provide a like product or component of equal quality and price.

## Warranty Claim Procedures:

In the event of a defect covered under this warranty, Customer shall comply with the following claim procedures:

1. Written warranty claim shall be presented to Trinity.
2. Customer's written claim must include the following information:
  - Nature or adequate description of defect(s).
  - Identification of product including size, design, type, and product number (if available).
  - Date of purchase.
  - Proof of purchase.
3. Upon Trinity's request, Customer must permit Trinity (or its representative) to inspect the claimed defective door system and provide photographs of the defective product. Trinity shall have 30 days from receipt of Customer's written claim to exercise this option to inspect.

Upon receipt of a valid claim, Trinity shall have the option to either repair the product or provide a replacement product of like kind and design. Further, in lieu of repair or replacement, Trinity reserves the right to refund the Customer's purchase price (not replacement price).

**THIS SHALL BE THE CUSTOMER'S SOLE AND EXCLUSIVE REMEDY, AND IN NO EVENT SHALL TRINITY BE RESPONSIBLE FOR LABOR, SHIPPING, FINISHING EXPENSES, REMOVAL OF PRODUCT, INSTALLATION OF REPLACEMENT PRODUCT, OR OTHER INCIDENTAL AND/OR CONSEQUENTIAL CHARGES, COSTS, EXPENSES OR CLAIMS INCURRED BY CUSTOMER.**

If Trinity elects to refund the purchase price, this warranty will be prorated from the date of purchase in the following manner: 0-5 years, 100% of the original purchase price; 6-10 years, prorated at 75% of original purchase price; and 11 years and up, 50% of original purchase price.

Trinity makes no other warranty, including a warranty of merchantability or fitness for a particular purpose, with respect to the product or replacement except to the extent provided herein. Invalidation of any one or more of the provisions of this limited warranty shall in no way affect any of the provisions in this limited warranty which remain in full force and effect. Any and all legal actions for any and every breach of this warranty shall be instituted and maintained in any court of competent jurisdiction in the County of King, State of Washington. Trinity reserves the right to modify the terms and conditions of this warranty without prior notice.

Please direct all questions about this warranty to: [info@featherriverdoor.com](mailto:info@featherriverdoor.com) or 888-533-2843.

Trinity Glass International, Inc. | 33615 1st Way South | Federal Way, WA 98003

Revised 7/30/2018

## FINISHING INSTRUCTIONS

### FEATHER RIVER HAND STAINED DOORS AND JAMBS:

Feather River hand stained doors and jambs already come with a polyurethane UV top coat which protects the door during the 5 year finish warranty. It does not require additional topcoats at time of purchase but you will need to apply additional topcoats after 2-5 years as mentioned in the Care and Maintenance section below.

### PAINTED FINISH:


#### UNFINISHED FIBERGLASS DOORS AND PVC JAMBS

You can use any high quality oil based or latex based exterior paint. Priming the door is not required, but we do recommend a light sanding with 600 grit sandpaper for better paint adhesion. Before applying a paint, wipe the door and doorlite frame with a damp cloth to remove any dirt, oil, or debris. Allow the surface to fully dry before painting. For a pleasing look, we recommend painting with strokes in the directions shown. Apply at least two coats of paint, following the paint manufacturer's recommended instructions along with drying time between coats.

**PVC UNFINISHED JAMBS:** You can use any high quality oil based or latex based exterior paint. Priming the jamb is not required, but before applying a paint, wipe the jamb with a damp cloth to remove any dirt, oil, or debris. Allow the surface to fully dry before painting. Apply at least two coats of paint, following the paint manufacturer's recommended instructions along with drying time between coats. We also recommend following the Feather River installation instructions and properly caulk around the brickmold, jamb, and threshold area.

### CARE AND MAINTENANCE

We recommend on any hand stained product that you reapply a UV topcoat over the existing topcoat every 2-5 years to protect your beautiful entryway from harsh weathering. We do not recommend stripping the finish. In locations with severe weather exposure, more frequent maintenance may be required. Caulk as well as repaint your doors as soon as deterioration can be detected.







# SILVERDALE®

Privacy Rating 7 of 10

Brass – B | Patina – P | Zinc – Z

All door heights shown 6'8" | Widths shown next to door

8'0" height options available, see pages 60-63

See page 4 for door finish and panel profile availability

Glass Collection Details booklet available on our website in the Resources section.



▲ 7'0" height option available as 36" width door in Unfinished Oak

● Unfinished option also available: Ready to stain or paint









▲ IMPACT options available, see pages 56-59

✗ 34" Door Width Availability

Mahogany doors available in Chestnut finish only

Oak doors available in Medium and Walnut finishes only

## Styles & Finishes

MAHOGANY		OAK		SMOOTH	
	Cherry		Ash		Ready to Paint
	Chocolate		Light*		
	Chestnut		Medium		
			Walnut		



**CUSTOM PAINT OPTIONS**  
See page 5

Feather River offers ENERGY STAR certified door models in all 50 states. See pages 8-9.

Glass designs may vary slightly due to door shape and size

**MAHOGANY WOODGRAIN**



**OAK WOODGRAIN**



**SMOOTH**



**TRANSOMS**

	Elliptical	Height 14-3/4	Rectangular	Height 12 & 14-3/4	Rectangular	Height 12 & 14-3/4
Brass and Patina						
	12-36-12 14-32-14 14-36-14		10-36-10 12-36-12	14-32-14 14-36-14	36-36	





# LAKEWOOD®

Privacy Rating 6 of 10

Brass – B | Patina – P | Zinc – Z

All door heights shown 6'8" | Widths shown next to door

8'0" height options available, see pages 60-63

See page 4 for door finish and panel profile availability

Glass Collection Details booklet available on our website in the Resources section.



▲ 7'0" height option available as 36" width door / 14" sidelite in Unfinished Oak (Patina and Zinc only)









● Unfinished option also available: Ready to stain or paint

▲ IMPACT options available, see pages 56-59

✗ 34" Door Width Availability

Mahogany doors available in Chestnut finish only  
Oak doors available in Medium and Walnut finishes only

## Styles & Finishes

MAHOGANY		OAK		SMOOTH	
	Cherry		Ash		Ready to Paint
	Chocolate		Light*		
	Chestnut		Medium		
			Walnut		



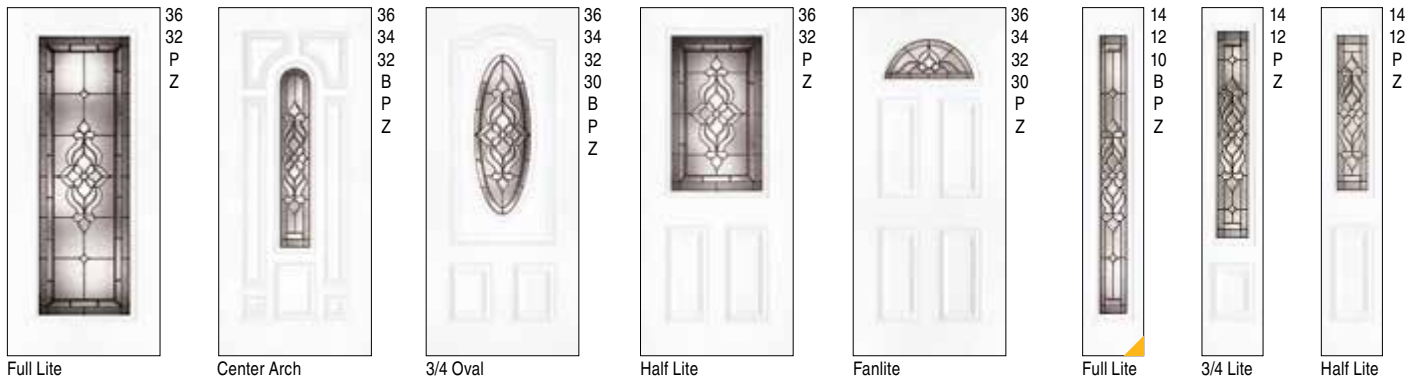
**MAHOGANY WOODGRAIN**



**OAK WOODGRAIN**



**SMOOTH**



Feather River offers ENERGY STAR certified door models in all 50 states. See pages 8-9.





# CARMEL™

Privacy Rating 5 of 10

Patina











All door heights shown 6'8" | Widths shown next to door

See page 4 for door finish and panel profile availability

Glass Collection Details booklet available on our website in the Resources section.



## Styles & Finishes

MAHOGANY/ COTTAGE	OAK	SMOOTH
 Cherry	 Ash	 Ready to Paint
 Chocolate	 Light#	
 Chestnut	 Medium	
 Honey*	 Walnut	
 Painted White*		

- ▲ 7'0" height option available as 36" width door / 14" sidelite in Unfinished Oak
- Unfinished option also available: Ready to paint (Mahogany); Ready to stain or paint (Oak)
- ◆ Dentil shelf option available
- ▲ IMPACT options available, see pages 56-59

✗ 34" Door Width Availability  
 Mahogany doors available in Chestnut finish only  
 Oak door available in Medium and Walnut finishes only



Glass designs may vary slightly due to door shape and size

**MAHOGANY WOODGRAIN**



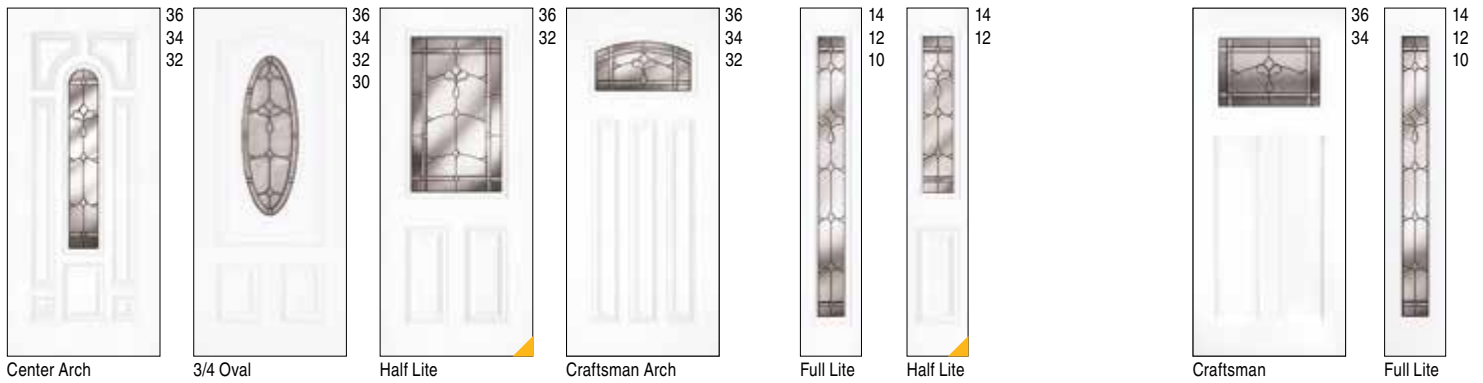
**COTTAGE MAHOGANY**



**OAK WOODGRAIN**

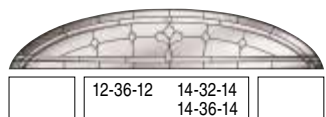


**SMOOTH**



**TRANSOMS**

Elliptical Height 14-3/4



Feather River offers ENERGY STAR certified door models in all 50 states. See pages 8-9.

# MEDINA®

Privacy Rating 7 of 10

Brass – B | Zinc – Z




## Styles & Finishes

### MAHOGANY



### OAK



### SMOOTH



All door heights shown 6'8" | Widths shown next to door

8'0" height options available, see page 66

See page 4 for door finish and panel profile availability

Glass Collection Details booklet available on our website in the Resources section.

### MAHOGANY WOODGRAIN



Center Arch



3/4 Oval



Full Lite



Center Arch

### OAK WOODGRAIN



Center Arch



3/4 Oval

### SMOOTH



Center Arch



3/4 Oval

▲ 7'0" height option available as 36" width door / 14" sidelite in Unfinished Oak

● Unfinished option also available: Ready to stain or paint

✗ 34" Door Width Availability

Mahogany doors available in Chestnut finish only  
Oak doors available in Medium and Walnut finishes only



Half Lite



Fanlite




Half Lite



Fanlite

**CUSTOM PAINT OPTIONS**  
See page 5

Feather River offers ENERGY STAR certified door models in all 50 states. See pages 8-9.



Full Lite



3/4 Lite



Center Arch



Half Lite



Full Lite



3/4 Lite



Half Lite

Glass designs may vary slightly due to door shape and size





# SAPPHIRE™

Privacy Rating 7 of 10


Patina

## Styles & Finishes

### OAK

-  Ash
-  Light#
-  Medium
-  Walnut

### SMOOTH

 Ready to Paint

#Limited availability

All door heights shown 6'8" | Widths shown next to door

8'0" height options available, see pages 60-63

See page 4 for door finish and panel profile availability

Glass Collection Details booklet available on our website in the Resources section.

### OAK WOODGRAIN

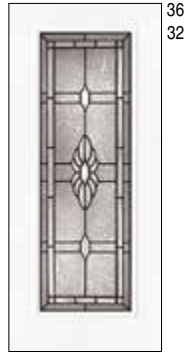


Full Lite ▲




Center Arch ●

### SMOOTH



Full Lite



Center Arch



Half Lite ▲



Fanlite



3/4 Oval



Half Lite

▲ 7'0" height option available as 36" width door / 14" sidelite in Unfinished Oak

● Unfinished option also available: Ready to stain or paint

✗ Available in Medium and Walnut Oak finishes only




Full Lite ●



Center Arch



Fanlite



Full Lite



**CUSTOM PAINT OPTIONS**  
See page 5

Feather River offers ENERGY STAR certified door models in all 50 states. See pages 8-9.

Glass designs may vary slightly due to door shape and size





# PRESTON®

Privacy Rating 7 of 10


Patina – P | Zinc – Z

All door heights shown 6'8" | Widths shown next to door

8'0" height options available, see pages 60-63

See page 4 for door finish and panel profile availability

Glass Collection Details booklet available on our website in the Resources section.





## Styles & Finishes



### TEAK

-  Cocoa
-  Painted White

### MAHOGANY/ COTTAGE

-  Cherry
-  Chocolate
-  Chestnut
-  Honey\*
-  Painted White\*

### OAK

-  Ash
-  Light#
-  Medium
-  Walnut

### SMOOTH

-  Ready to Paint

▲ 7'0" height option available as 36" width door / 14" sidelite in Unfinished Oak

● Unfinished option also available: Ready to paint (Teak and Mahogany); Ready to stain or paint (Oak)

◆ Dentil shelf option available

▲ IMPACT options available, see pages 56-59

✗ 34" Door Width Availability


Teak door available in Cocoa finish only  
Mahogany door available in Chestnut finish only  
Oak door available in Medium and Walnut finishes only



## CUSTOM PAINT OPTIONS

See page 5

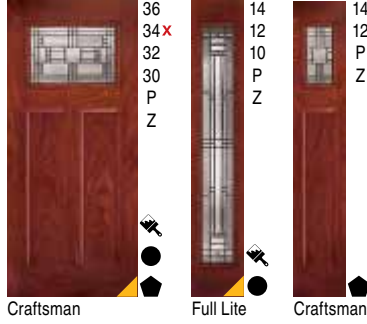
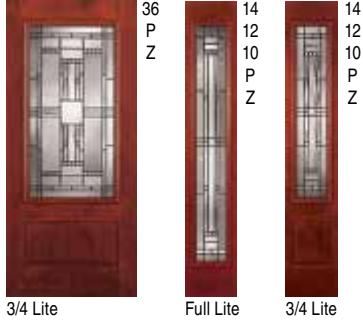
**TEAK WOODGRAIN**



**COTTAGE MAHOGANY**



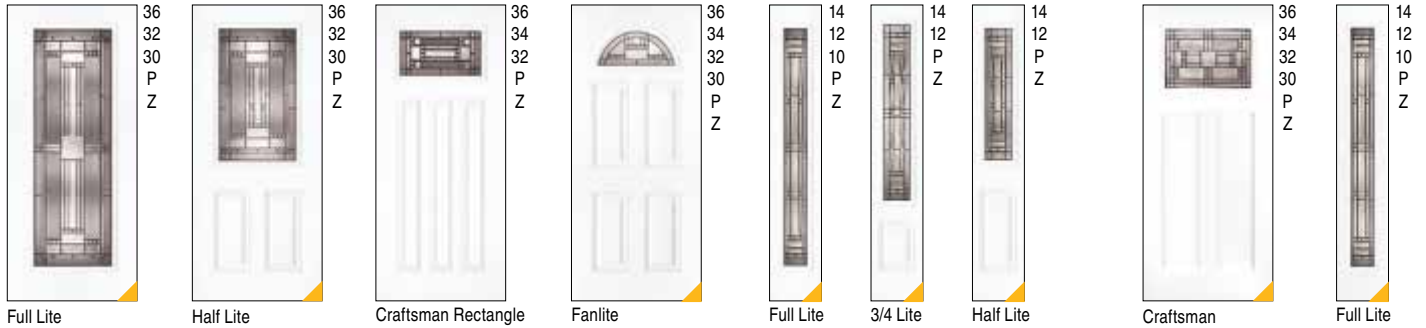
**MAHOGANY WOODGRAIN**



**OAK WOODGRAIN**




**SMOOTH**



**TRANSOMS**      Rectangular      Height 12 & 14-3/4      Rectangular      Height 12 & 14-3/4

Patina and Zinc



\*12" Transom only

Feather River offers ENERGY STAR certified door models in all 50 states. See pages 8-9.



# PHOENIX™

Privacy Rating 8 of 10

Patina

All door heights shown 6'8" | Widths shown next to door

8'0" height options available, see pages 60-63

See page 4 for door finish and panel profile availability

Glass Collection Details booklet available on our website in the Resources section.








## Styles & Finishes


### TEAK

-  Cocoa
-  Painted White

### MAHOGANY/ COTTAGE

-  Cherry
-  Chocolate
-  Chestnut
-  Honey\*
-  Painted White\*

### OAK

-  Ash
-  Light#
-  Medium
-  Walnut

### SMOOTH

-  Ready to Paint

- Unfinished option also available: Ready to paint (Teak and Mahogany); Ready to stain or paint (Oak)

- ◆ Dentil shelf option available

### X 34" Door Width Availability


Teak door available in Cocoa finish only  
 Mahogany doors available in Chestnut finish only  
 Oak doors available in Medium and Walnut finishes only



### CUSTOM PAINT OPTIONS

See page 5

**TEAK WOODGRAIN**



Some decorative door styles may not have a matching sidelite but could pair well with an obscure or clear glass option.

Reeded sidelite shown.

**COTTAGE MAHOGANY**



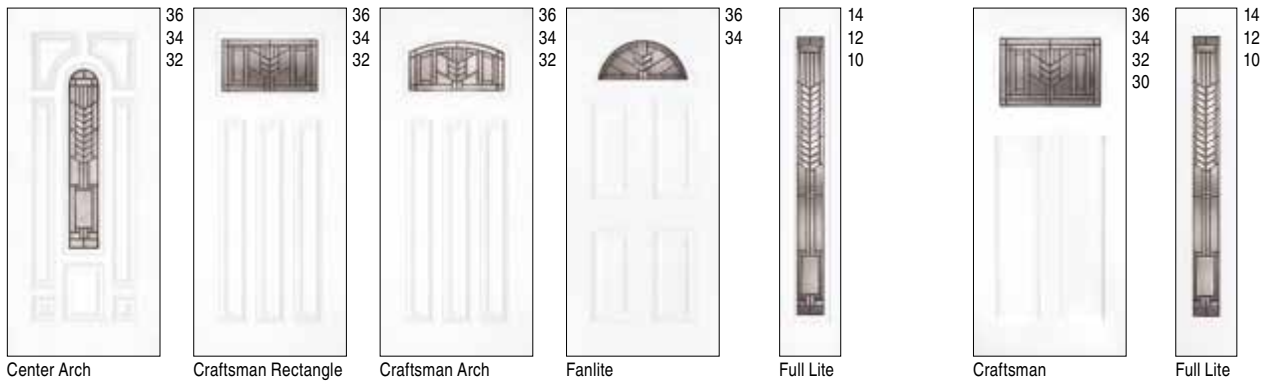
**MAHOGANY WOODGRAIN**



**OAK WOODGRAIN**



**SMOOTH**



Feather River offers ENERGY STAR certified door models in all 50 states. See pages 8-9.



# BRILLIANT STAR™

Privacy Rating 6 of 10

Patina – P | Zinc – Z





## Styles & Finishes

### TEAK

-  Cocoa
-  Painted White

### OAK

-  Ash
-  Light#
-  Medium
-  Walnut

### MAHOGANY/ COTTAGE

-  Cherry
-  Chocolate
-  Chestnut
-  Honey\*
-  Painted White\*

### SMOOTH

-  Ready to Paint

\*Cottage Mahogany only  
#Limited availability

All door heights shown 6'8" | Widths shown next to door

8'0" height options available, see pages 60-63

See page 4 for door finish and panel profile availability

Glass Collection Details booklet available on our website in the Resources section.

### TEAK WOODGRAIN



Lighthouse™ 1-Lite


36  
34 x  
Z

Some decorative door styles may not have a matching sidelite but could pair well with an obscure or clear glass option.

### COTTAGE MAHOGANY



Cottage Craftsman



Full Lite

36  
P  
Z

14  
Z  
—  
12  
10  
P  
Z

### MAHOGANY WOODGRAIN



3/4 Oval

36  
34 x  
32  
P  
Z



Full Lite

14  
Z  
—  
12  
10  
P  
Z



Craftsman

36  
34 x  
P  
Z



Full Lite

14  
Z  
—  
12  
10  
P  
Z

### OAK WOODGRAIN



Center Arch


36  
34 x  
P  
Z



3/4 Oval

36  
34 x  
P  
Z

### SMOOTH



Center Arch

36  
34  
32  
P  
Z



Full Lite

14  
12  
10  
P  
Z

- Unfinished option also available: Ready to paint (Teak and Mahogany); Ready to stain or paint (Oak)

- ◆ Dentil shelf option available

### X 34" Door Width Availability

Teak door available in Cocoa finish only  
Mahogany doors available in Chestnut finish only  
Oak doors available in Medium and Walnut finishes only



**CUSTOM PAINT OPTIONS**  
See page 5

Feather River offers ENERGY STAR certified door models in all 50 states. See pages 8-9.



Full Lite



Center Arch

14  
12  
10  
P  
Z

14  
12  
P  
Z



Craftsman

36  
34  
P  
Z



Full Lite

14  
12  
10  
P  
Z

Glass designs may vary slightly due to door shape and size





# SENA™

Privacy Rating 8 of 10





Patina

## Styles & Finishes


### TEAK

-  Cocoa
-  Painted White

### OAK

-  Ash
-  Light#
-  Medium
-  Walnut

### MAHOGANY/ COTTAGE

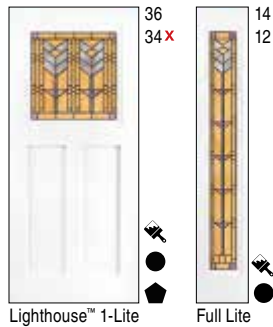
-  Cherry
-  Chocolate
-  Chestnut
-  Honey\*
-  Painted White\*

### SMOOTH

-  Ready to Paint

\*Cottage Mahogany only  
#Limited availability

### TEAK WOODGRAIN



Lighthouse™ 1-Lite

Full Lite

### COTTAGE MAHOGANY



Cottage Arch

Cottage Craftsman

Full Lite

### MAHOGANY WOODGRAIN

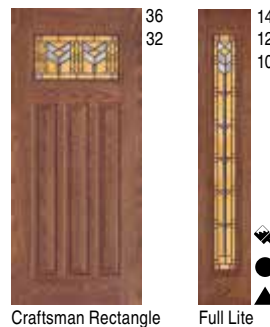


Craftsman

Full Lite

Craftsman

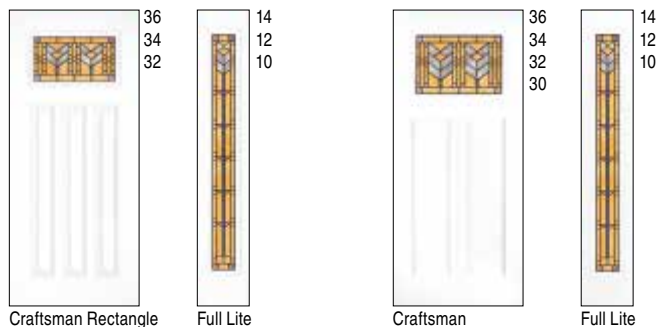
### OAK WOODGRAIN



Craftsman Rectangle

Full Lite

### SMOOTH



Craftsman Rectangle

Full Lite

Craftsman

Full Lite

All door heights shown 6'8" | Widths shown next to door

8'0" height options available, see pages 60-63

See page 4 for door finish and panel profile availability

Glass Collection Details booklet available on our website in the Resources section.

▲ 7'0" height option available as 36" width door / 14" sidelite in Unfinished Oak

● Unfinished option also available: Ready to paint (Teak and Mahogany); Ready to stain or paint (Oak)

◆ Dentil shelf option available

### X 34" Door Width Availability

Teak door available in Cocoa finish only

Mahogany door available in Chestnut finish only



**CUSTOM PAINT OPTIONS**  
See page 5

Feather River offers ENERGY STAR certified door models in all 50 states. See pages 8-9.

Glass designs may vary slightly due to door shape and size



# MONROE™

Privacy Rating 6 of 10


Patina – P | Zinc – Z

All door heights shown 6'8" | Widths shown next to door











8'0" height options available, see pages 60-63

See page 4 for door finish and panel profile availability

Glass Collection Details booklet available on our website in the Resources section.



## Styles & Finishes

MAHOGANY/ COTTAGE	OAK	SMOOTH
 Cherry	 Ash	 Ready to Paint
 Chocolate	 Light#	
 Chestnut	 Medium	
 Honey*	 Walnut	
 Painted White*		

▲ 7'0" height option available as 36" width door / 14" sidelite in Unfinished Oak

● Unfinished option also available: Ready to paint (Mahogany); Ready to stain or paint (Oak)

◆ Dentil shelf option available

▲ IMPACT options available, see pages 56-59

✗ Available in Chestnut Mahogany finish only



Feather River offers ENERGY STAR certified door models in all 50 states. See pages 8-9.

Glass designs may vary slightly due to door shape and size



**MAHOGANY WOODGRAIN**



36  
Z

3/4 Lite



14  
12  
10  
Z

Full Lite



36  
34x  
P  
Z  
—  
32  
30  
Z

Craftsman



14  
12  
10  
Z

Full Lite



Craftsman

**COTTAGE MAHOGANY**



36  
P  
Z

Cottage Arch



36  
P  
Z

Cottage Craftsman



14  
12  
10  
Z

Full Lite

**OAK WOODGRAIN**



36  
32  
Z

3/4 Lite



36  
32  
Z

Half Lite



36  
32  
Z

Craftsman Rectangle



14  
12  
10  
Z


Full Lite

**SMOOTH**




36  
32  
Z

Half Lite



36  
34  
32  
Z

Craftsman Rectangle



36  
34  
P  
Z  
—  
32  
30  
Z


Craftsman



14  
12  
10  
Z

Full Lite

**SMOOTH**




36  
34  
32  
30

Craftsman



14  
12  
10

Full Lite



**CLARKSTON™**

Privacy Rating 8 of 10

Zinc

**Styles & Finishes**

**MAHOGANY/  
COTTAGE**

-  Cherry
-  Chocolate
-  Chestnut
-  Honey\*
-  Painted White\*

\*Cottage Mahogany only

**SMOOTH**

 Ready to Paint

**MAHOGANY  
WOODGRAIN**



36  
34x  
32  
30

Craftsman



14  
12  
10

Full Lite

**COTTAGE  
MAHOGANY**



36

Cottage Craftsman



14  
12  
10

Full Lite

Feather River offers ENERGY STAR certified door models in all 50 states. See pages 8-9.

 **CUSTOM PAINT OPTIONS**  
See page 5

- Unfinished option also available: Ready to stain or paint
- ◆ Dentil shelf option available
- ✗ Available in Chestnut Mahogany finish only




# MISSION POINTE™

Privacy Rating 8 of 10


Zinc

## Styles & Finishes

### OAK



### SMOOTH




#Limited availability

All door heights shown 6'8" | Widths shown next to door

8'0" height options available, see pages 60-63

See page 4 for door finish and panel profile availability

Glass Collection Details booklet available on our website in the Resources section.



### OAK WOODGRAIN



Full Lite ▲



Center Arch ●

### SMOOTH



Full Lite



Center Arch



Half Lite ▲



Craftsman Rectangle



3/4 Oval



Half Lite



Full Lite ●



Center Arch



Craftsman Rectangle



Full Lite

▲ 7'0" height option available as 36" width door / 14" sidelite in Unfinished Oak

● Unfinished option also available: Ready to stain or paint

X Available in Medium and Walnut Oak finishes only



Feather River offers ENERGY STAR certified door models in all 50 states. See pages 8-9.

Glass designs may vary slightly due to door shape and size





# ROCHESTER™

Privacy Rating 7 of 10

Patina

## Styles & Finishes

### OAK

-  Ash
-  Light#
-  Medium
-  Walnut

### SMOOTH

-  Ready to Paint

#Limited availability

All door heights shown 6'8" | Widths shown next to door

See page 4 for door finish and panel profile availability

Glass Collection Details booklet available on our website in the Resources section.

### OAK WOODGRAIN



Center Arch




Half Lite

### SMOOTH



Center Arch



3/4 Oval



Craftsman Rectangle



Fanlite



Half Lite




Craftsman Rectangle




Full Lite

Center Arch



Fanlite




Full Lite

▲ 7'0" height option available as 36" width door / 14" sidelite in Unfinished Oak

● Unfinished option also available: Ready to stain or paint

✗ Available in Medium and Walnut Oak finishes only



**CUSTOM PAINT OPTIONS**  
See page 5

Feather River offers ENERGY STAR certified door models in all 50 states. See pages 8-9.

Glass designs may vary slightly due to door shape and size





# STAR

Privacy Rating 7 of 10

Patina

All door heights shown 6'8" | Widths shown next to door

8'0" height options available, see pages 60-63


See page 4 for door finish and panel profile availability

Glass Collection Details booklet available on our website in the Resources section.





## Styles & Finishes





### TEAK

-  Cocoa
-  Painted White

### MAHOGANY/ COTTAGE

-  Cherry
-  Chocolate
-  Chestnut
-  Honey\*
-  Painted White\*

### OAK

-  Ash
-  Light#
-  Medium
-  Walnut

### SMOOTH

-  Ready to Paint

▲ 7'0" height option available as 36" width door / 14" sidelite in Unfinished Oak

● Unfinished option also available: Ready to paint (Teak and Mahogany); Ready to stain or paint (Oak)

◆ Dentil shelf option available

✗ 34" Door Width Availability

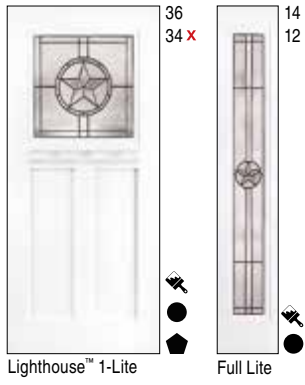
Teak door available in Cocoa finish only  
Mahogany doors available in Chestnut finish only  
Oak doors available in Medium and Walnut finishes only



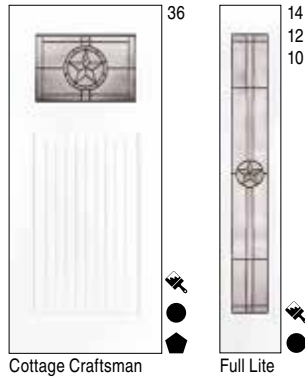
### CUSTOM PAINT OPTIONS

See page 5


**TEAK WOODGRAIN**



**COTTAGE MAHOGANY**



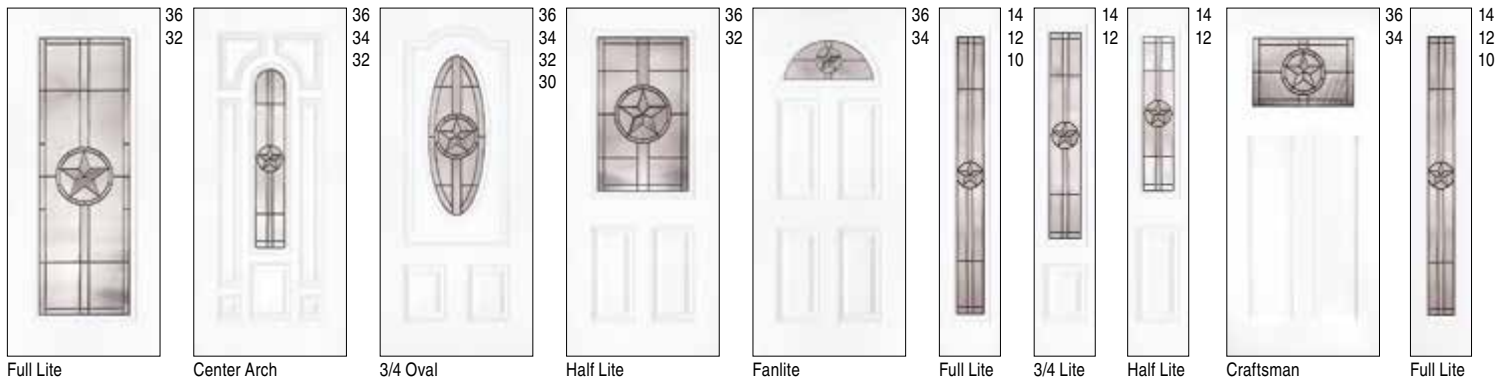
**MAHOGANY WOODGRAIN**



**OAK WOODGRAIN**



**SMOOTH**



**TRANSOMS**

Rectangular	Height 12	Rectangular	Height 12
10-36-10 12-36-12	14-32-14 14-36-14	36-36	

Feather River offers ENERGY STAR certified door models in all 50 states. See pages 8-9.





# FLEUR DE LIS

Privacy Rating 7 of 10

Patina

All door heights shown 6'8" | Widths shown next to door

8'0" height options available, see pages 60-63

See page 4 for door finish and panel profile availability

Glass Collection Details booklet available on our website in the Resources section.





## Styles & Finishes



### TEAK

-  Cocoa
-  Painted White

### MAHOGANY/ COTTAGE

-  Cherry
-  Chocolate
-  Chestnut
-  Honey\*
-  Painted White\*

### OAK

-  Ash
-  Light#
-  Medium
-  Walnut

### SMOOTH

-  Ready to Paint

▲ 7'0" height option available as 36" width door / 14" sidelite in Unfinished Oak

● Unfinished option also available: Ready to paint (Teak and Mahogany); Ready to stain or paint (Oak)

◆ Dentil shelf option available

✗ 34" Door Width Availability

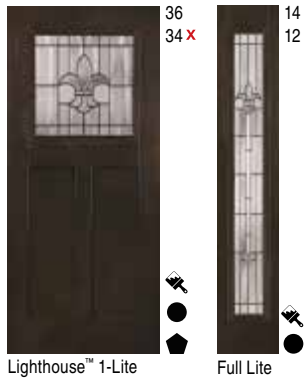
Teak door available in Cocoa finish only  
Mahogany doors available in Chestnut finish only  
Oak doors available in Medium and Walnut finishes only



## CUSTOM PAINT OPTIONS

See page 5

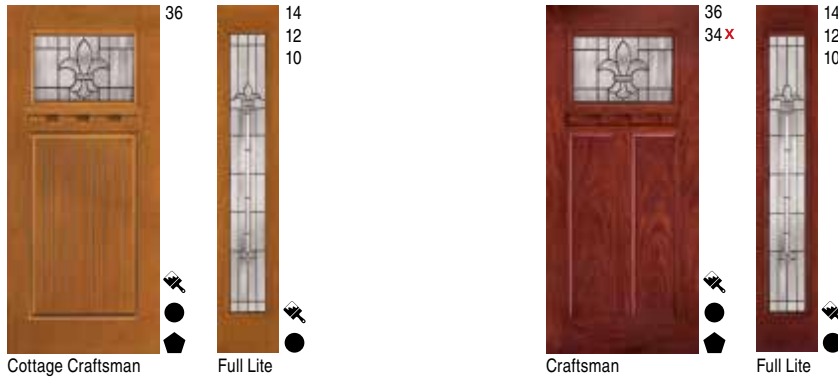
**TEAK WOODGRAIN**



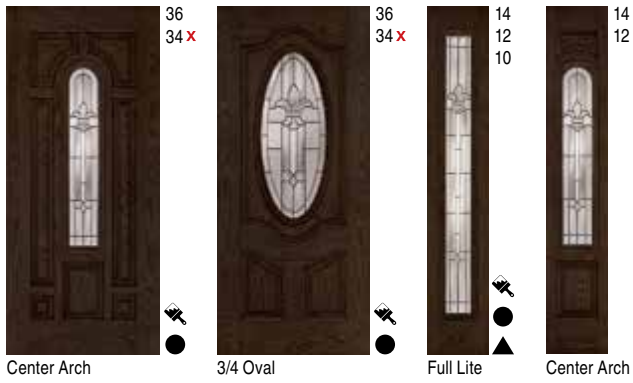
**MAHOGANY WOODGRAIN**



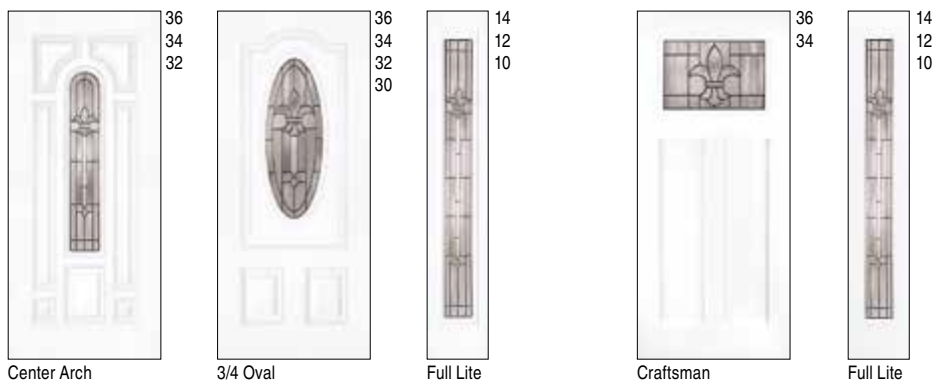
**COTTAGE MAHOGANY**



**OAK WOODGRAIN**



**SMOOTH**



Feather River offers ENERGY STAR certified door models in all 50 states. See pages 8-9.

# WROUGHT IRON LOW-E

## Styles & Finishes

### MAHOGANY



### OAK



### SMOOTH



All door heights shown 6'8" | Widths shown next to door

8'0" height options available, see pages 60-63

See page 4 for door finish and panel profile availability

Glass Collection Details booklet available on our website in the Resources section.

Some decorative door styles may not have a matching sidelite but could pair well with an obscure or clear glass option.

- ▲ 7'0" height option available as 36" width door / 14" sidelite in Unfinished Oak
- Unfinished option also available: Ready to paint (Teak and Mahogany); Ready to stain or paint (Oak)
- 🏠 Dentil shelf option available
- ✗ 34" Door Width Availability  
Mahogany doors available in Chestnut finish only  
Oak doors available in Medium and Walnut finishes only




Feather River offers ENERGY STAR certified door models in all 50 states. See pages 8-9.

# BELLANTE™

Privacy Rating 8 of 10 Wrought Iron



### MAHOGANY WOODGRAIN



3/4 Lite

### OAK WOODGRAIN



3/4 Lite

# MARCELLO™

Privacy Rating 8 of 10 Wrought Iron



### MAHOGANY WOODGRAIN



3/4 Lite



Full Lite

Hammered sidelite shown

# SAN ANGELO™

Privacy Rating 8 of 10 Wrought Iron



### OAK WOODGRAIN



Full Lite



Full Lite

### MAHOGANY WOODGRAIN



3/4 Lite




Full Lite

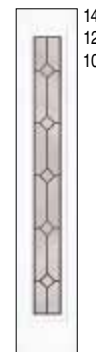


3/4 Lite

### SMOOTH



Full Lite



Full Lite

Glass designs may vary slightly due to door shape and size



# TORINO™

Privacy Rating 8 of 10

Wrought Iron



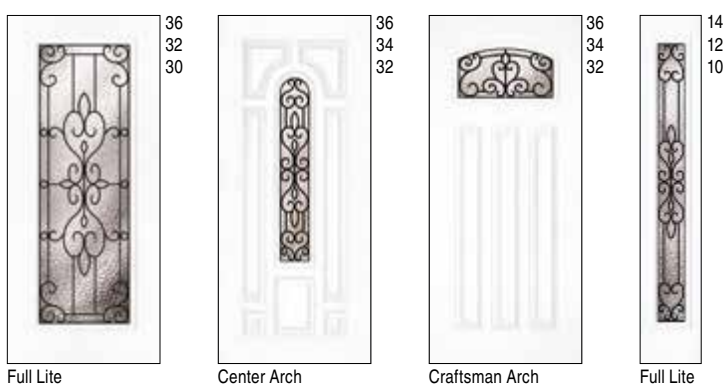
## MAHOGANY WOODGRAIN



## OAK WOODGRAIN



## SMOOTH







# DESIGNER

PR = Privacy Rating



Brass – B | Patina – P | Zinc – Z

## Styles & Finishes

### MAHOGANY/ COTTAGE

-  Cherry
-  Chocolate
-  Chestnut
-  Honey\*
-  Painted White\*

### OAK

-  Ash
-  Light#
-  Medium
-  Walnut

### SMOOTH

-  Ready to Paint

\*Cottage Mahogany only  
#Limited availability

All door heights shown 6'8" | Widths shown next to door

8'0" height options available, see pages 60-63

See page 4 for door finish and panel profile availability

Glass Collection Details booklet available on our website in the Resources section.

Some decorative door styles may not have a matching sidelite but could pair well with an obscure or clear glass option.

▲ 7'0" height option available as 36" width door / 14" sidelite in Unfinished Oak

● Unfinished option also available: Ready to paint (Teak and Mahogany); Ready to stain or paint (Oak)

🏠 Dentil shelf option available

✗ 34" Door Width Availability


Mahogany doors available in Chestnut finish only  
Oak doors available in Medium and Walnut finishes only



**CUSTOM PAINT OPTIONS**  
See page 5

Feather River offers ENERGY STAR certified door models in all 50 states. See pages 8-9.

Glass designs may vary slightly due to door shape and size



## WILLOW BROOK™

PR 7 of 10 | Z

### MAHOGANY WOODGRAIN



## HOPEWELL™

PR 7 of 10 | Z

### MAHOGANY

### OAK WOODGRAIN





## BEVEL

PR 1 of 10 | B P Z

### MAHOGANY

### SMOOTH & OAK WOODGRAIN





**KINCAID™** PR 8 of 10 | P

**MAHOGANY**



Full Lite

**OAK WOODGRAIN**




Full Lite

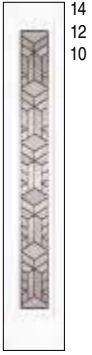


Full Lite

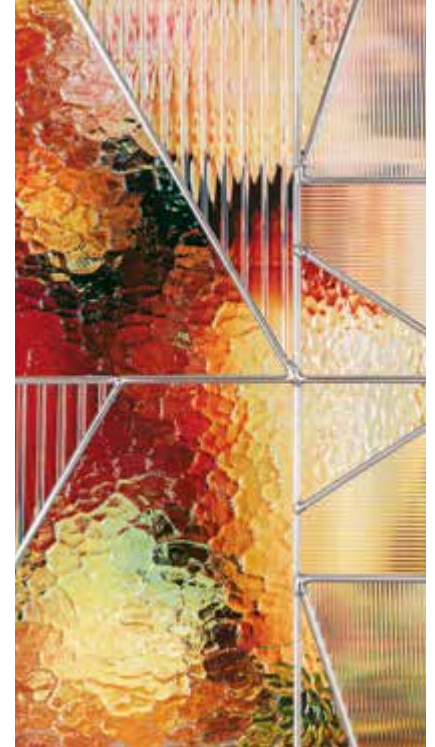
**SMOOTH**



Full Lite



Full Lite



**RIDGWAY™** PR 8 of 10 | Z

**OAK WOODGRAIN**



Full Lite

**SMOOTH**



Full Lite



**PINK LACEY™**

PR 6 of 10 | B

**MAHOGANY WOODGRAIN**



3/4 Oval

**OAK WOODGRAIN**



3/4 Oval



3/4 Lite



**PRAIRIE™**

PR 5 of 10 | Z

**SMOOTH & OAK WOODGRAIN**



Craftsman Rectangle

36  
34\*  
32  
\*Smooth Only



**COSMOPOLIS™**

PR 5 of 10 | B

**SMOOTH & OAK WOODGRAIN**



Full Lite

36  
32



**VANDALIA™**

PR 5 of 10 | Z

**SMOOTH & OAK WOODGRAIN**



Half Lite

36  
32



# OBSCURE BEAUTY SHOTS



Privacy 3/4 Lite Door with 4-Lite Colonial SDLs | Privacy 3/4 Lite Sidelites with 2-Lite Horizontal SDLs | Smooth Style | Painted Vast Ocean



Cross Reed 3-Lite Craftsman Middle Metro™ Door | Smooth Style | Painted Burnt Cranberry



6 Panel Door | Hammered Glass Full Lite Sidelites | Medium Oak Style



Sandstone™ 3-Lite Small Hinge Modern Door | Sandstone™ Full Lite Sidelites | Cocoa Teak Style

# MODERN TEAK

PR = Privacy Rating

## Styles & Finishes

### TEAK


 Cocoa  Painted White



Modern 3-Lite Large  
Shown: Reeded



Full Lite  
Shown: Privacy



Modern 3-Lite Large  
Shown: Hammered



Full Lite  
Shown: Cord



Modern 3-Lite Small Hinge  
Shown: Cord



Modern 3-Lite Small Middle  
Shown: Privacy



Modern 3-Lite Small Latch  
Shown: Hammered




Full Lite  
Shown: Sandstone™



Modern 3-Lite Small Hinge  
Shown: Sandstone™



Modern 3-Lite Small Middle  
Shown: Cord




Modern 3-Lite Small Latch  
Shown: Reeded



Full Lite  
Shown: Hammered

**REEDED**  
PR 7 of 10

**CORD**  
PR 8 of 10




**Triple Pane  
Obscure Glass**

**HAMMERED**  
PR 8 of 10

**PRIVACY**  
PR 9 of 10

**SANDSTONE™**  
PR 8 of 10



All door heights shown 6'8" | Widths shown next to door


Glass Collection Details booklet available on our website in the Resources section.

Feather River offers ENERGY STAR certified door models in all 50 states. See pages 8-9.



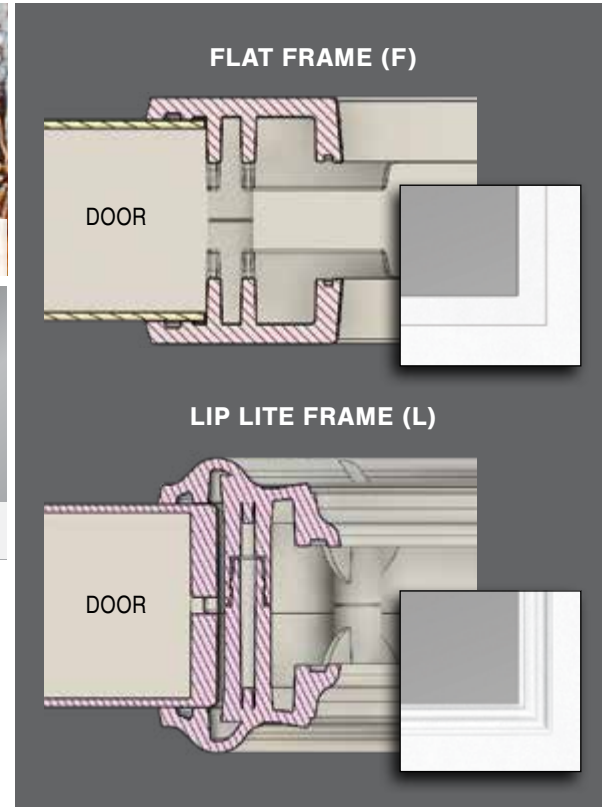
## OBSCURE\* & CLEAR GLASS

Privacy Rating – PR



### DECORATIVE GLASS

- |                 |                 |             |
|-----------------|-----------------|-------------|
| Bevel           | Mission Pointe™ | Sena™       |
| Brilliant Star™ | Monroe™         | Silverdale® |
| Carmel™         | Phoenix™        | Star        |
| Fleur De Lis    | Preston®        | Torino™     |
| Kincaid™        | Rochester™      |             |
| Lakewood®       | San Angelo™     |             |
| Medina®         | Sapphire™       |             |



^ Glass orientation changes in Diamond shape door lites

## Styles & Finishes

### SMOOTH

Ready to Paint


All door heights shown 6'8" | Widths shown next to door

8'0" height options available, see pages 60-63

Glass Collection Details booklet available on our website in the Resources section.

 **CUSTOM PAINT OPTIONS**  
See page 5

Feather River offers ENERGY STAR certified door models in all 50 states. See pages 8-9.



3-Lite Craftsman Middle  
Shown: Rain Fall™ in painted Timeless Black

Full Lite  
Shown: Rain Fall™

\*\*Preston® Patina & Zinc, Phoenix™ Patina, Sena™ Patina, Monroe™ Zinc, Prairie™ Zinc, Mission Pointe™ Zinc and Rochester™ Patina.



36  
34  
32  
30  
F

4-Lite Narrow Middle  
Shown: Cord



36  
34  
32  
30  
F

3-Lite Narrow Middle  
Shown: Hammered in painted  
Burnt Cranberry

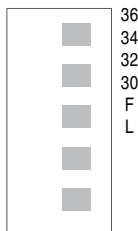



14  
12  
10  
F  
L

Full Lite  
Shown: Sandstone™

All doors on this page are available with Obscure and Clear glass options:

- Cord
- Sandstone™
- Hammered
- Rain Fall™
- Reeded
- Cross Reed
- Privacy
- Clear Low-E



Right


Middle

5-Lite Straight Left  
Shown: Cross Reed



14  
12  
F  
L

5-Lite  
Shown: Hammered



Left

Middle

4-Lite Straight Right  
Shown: Sandstone™



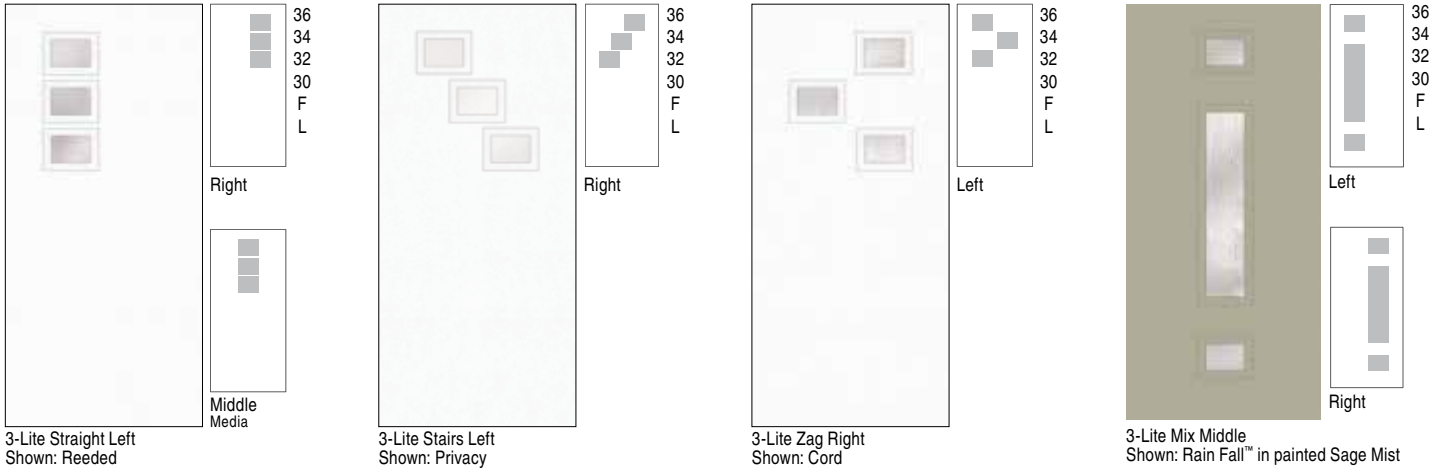
14  
12  
F  
L

4-Lite  
Shown: Cross Reed

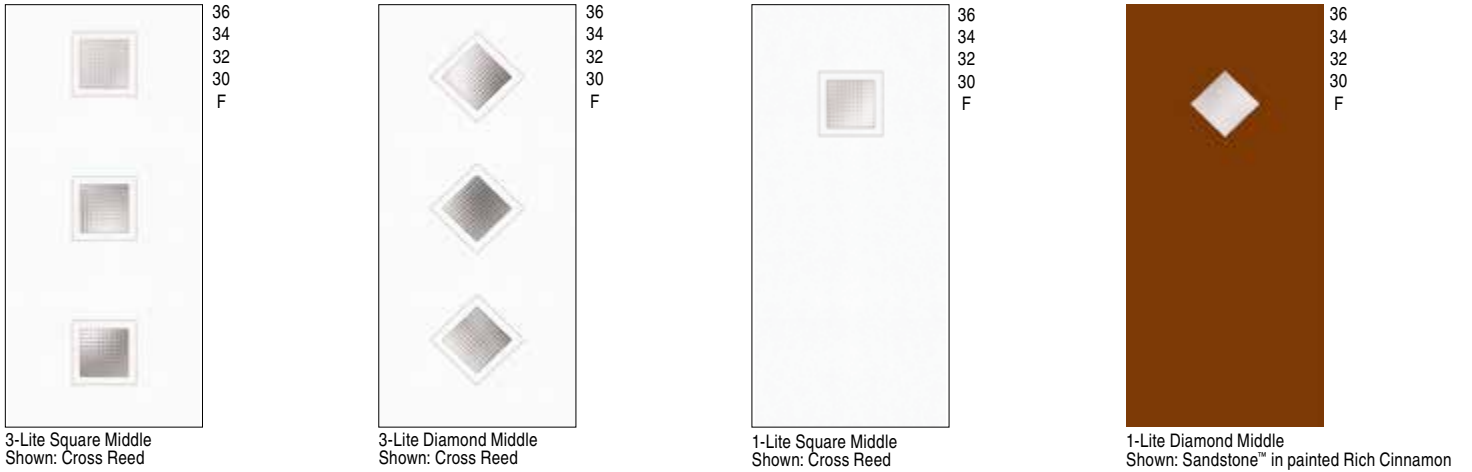
Full Lite Sidelite (14/12/10) also available with above 5-Lite and 4-Lite doors

More doors  
continued on  
next page

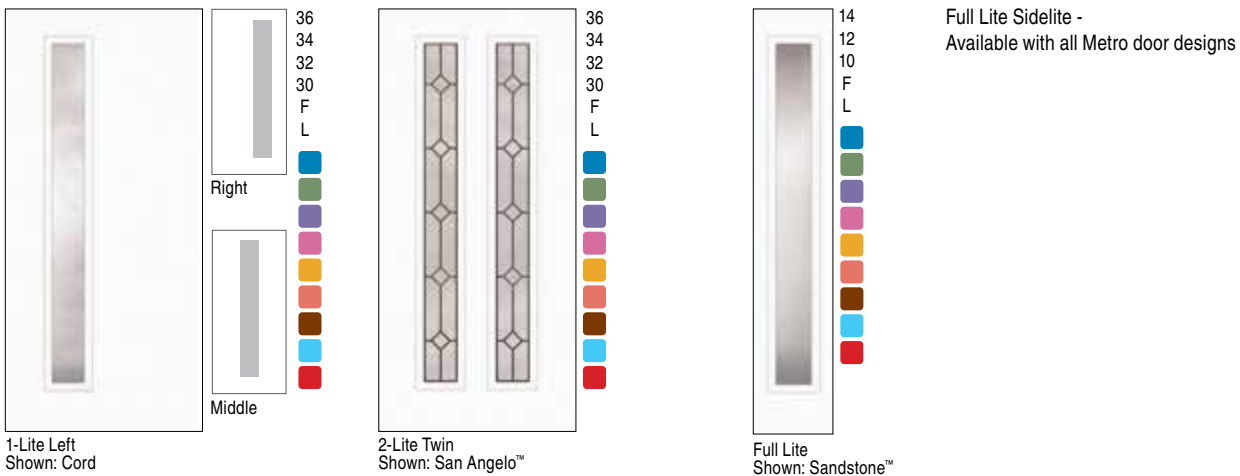
Additional styles and patterns may be available in the future



Above doors available with Obscure and Clear glass options: ■ ■ ■ ■ ■ ■ ■ ■



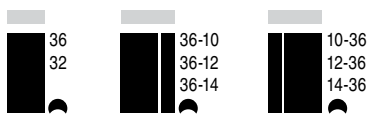
Above doors available with Sandstone™, Cross Reed, and Privacy glass options: ■ ■ ■



- CORD
- SANDSTONE™
- HAMMERED
- RAIN FALL™
- REEDED
- CROSS REED
- PRIVACY
- CLEAR LOW-E
- DECORATIVE GLASS

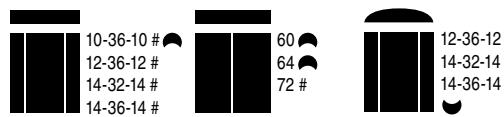


**RECTANGULAR TRANSOMS** ■



Transom must be purchased separately

**ELLIPTICAL TRANSOMS** ■



Heights 12 & 14-3/4 unless otherwise noted

☺ 12 height only


☾ 14-3/4 height only

Widths listed next to configuration

■ # Privacy glass also available 12" height only

**8'0" HEIGHT  
OPTIONS  
AVAILABLE**

See page 63





# OBSCURE

## TRIPLE PANE

Privacy Rating – PR

### Styles & Finishes

<b>TEAK</b>	<b>OAK</b>
Cocoa	Ash
Painted White	Light#
	Medium
	Walnut
<b>MAHOGANY/ COTTAGE</b>	<b>SMOOTH</b>
Cherry	Ready to Paint
Chocolate	
Chestnut	
Honey*	
Painted White*	

\*Cottage Mahogany only  
#Limited availability

<b>CORD</b> PR 8	<b>SANDSTONE™</b> PR 8	<b>HAMMERED</b> PR 8	<b>RAIN FALL™</b> PR 8
<b>REEDED</b> PR 7	<b>CROSS REED</b> PR 8	<b>PRIVACY</b> PR 9	

**TEAK WOODGRAIN - LIGHTHOUSE™** Shown: Privacy

36 34 x	36 34 x	36 34 x	14 12

**MAHOGANY WOODGRAIN** Shown: Privacy

36	14 12 10	36 34 x	14 12 10	14 12

**COTTAGE MAHOGANY**

36	14 12 10

Craftsman  
Shown: Privacy

**MAHOGANY EXTERNAL GRILLE CRAFTSMAN** Shown: Privacy

36 34 x	36

All door heights shown 6'8" | Widths shown next to door

8'0" height options available, see pages 60-63

See page 4 for door finish and panel profile availability

Glass Collection Details booklet available on our website in the Resources section.

- ▲ 7'0" height option available as 36" width door / 14" sidelite in Unfinished Oak
- Unfinished option also available: Ready to paint (Teak and Mahogany); Ready to stain or paint (Oak)
- ◆ Dentil shelf option available
- ✕ SDL options available, see pages 48-51
- ▲ IMPACT options available, see pages 56-59
- ✕ 34" Door Width Availability  
Teak doors available in Cocoa finish only  
Mahogany doors available in Chestnut finish only

**CUSTOM PAINT OPTIONS**  
See page 5

**OAK WOODGRAIN** Shown: Privacy



**SMOOTH** Shown: Sandstone™



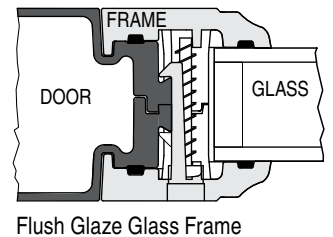
**SMOOTH FLUSH GLAZE** Shown: Sandstone™



**RECTANGULAR TRANSOMS** Height 12 & 14-3/4



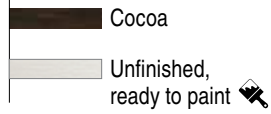
Feather River offers ENERGY STAR certified door models in all 50 states. See pages 8-9.



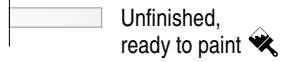
# SIMULATED DIVIDED LITES (SDL)

## Styles & Finishes


### TEAK



### SMOOTH



### MAHOGANY/ COTTAGE



\*Cottage Mahogany only

All door heights shown 6'8" | Widths shown next to door

8'0" height options available, see pages 60-63

See page 4 for door finish and panel profile availability

- Unfinished option also available: Ready to paint (Teak and Mahogany)

- ◆ Dentil shelf option available

- ✗ 34" Door Width Availability

Teak door available in Cocoa finish only

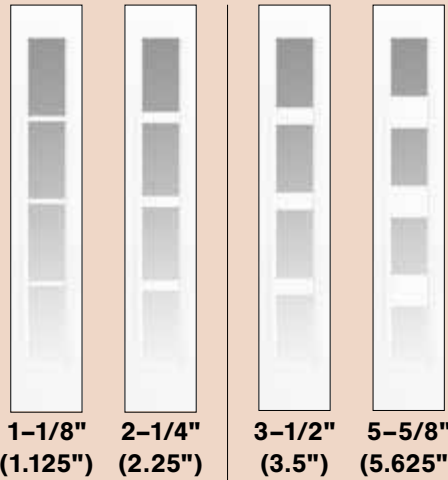
Mahogany door available in Chestnut finish only



Feather River offers ENERGY STAR certified door models in all 50 states. See pages 8-9.



## SDL FEATURES



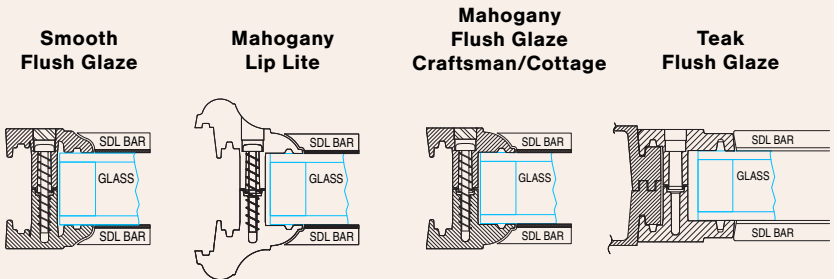
Bar profile for above widths

Bar profile for above widths

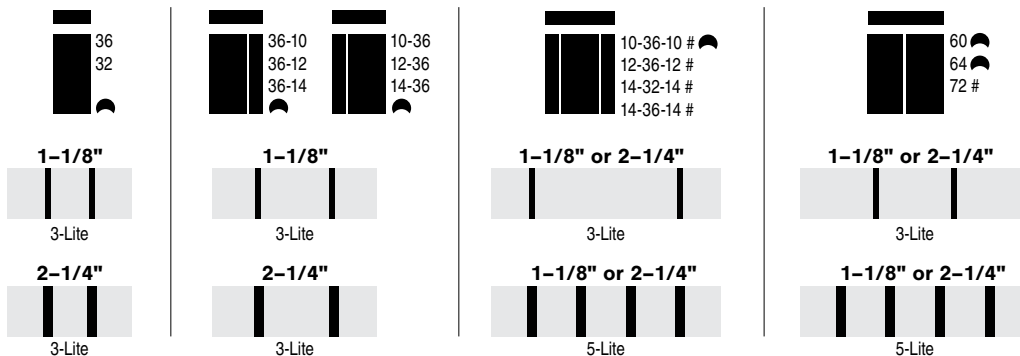


- SDL bars are applied to both exterior and interior of glass
- SDL bars are non-removable
- SDL bar finish color and texture matches door
- All door and glass shown are also available without SDL bars
- All obscure glass options are triple pane

## FRAME PROFILES (Cross Section)



## RECTANGULAR TRANSOMS









Heights 12 & 14-3/4 unless otherwise noted  
 ● 12 height only

● # Privacy glass also available 12" height only




**SMOOTH FLUSH GLAZE** 

**FULL LITE**  
Colonial  
Grille Options:  
1-1/8" (shown)  
2-1/4"










36  
32  
30




4-Lite

**FULL LITE**  
Horizontal  
Grille Options:  
2-1/4"  
3-1/2" (shown)  
5-5/8"







36  
32  
30




4-Lite

**3/4 LITE**  
Colonial  
Grille Options:  
1-1/8"  
2-1/4" (shown)








36




4-Lite

**3/4 LITE**  
Horizontal  
Grille Options:  
2-1/4"  
3-1/2" (shown)








36




4-Lite

**HALF LITE**  
Colonial  
Grille Options:  
1-1/8" (shown)  
2-1/4"









36  
32




4-Lite

**FULL LITE**  
Horizontal  
Grille Options:  
1-1/8"  
2-1/4"  
3-1/2" (shown)  
5-5/8"









14  
12




5-Lite

**3/4 LITE**  
Horizontal  
Grille Options:  
1-1/8"  
2-1/4" (shown)  
3-1/2"



14  
12




4-Lite

2-1/4" &  
3-1/2" only

**HALF LITE**  
Horizontal  
Grille Options:  
1-1/8" (shown)  
2-1/4"








14  
12




3-Lite

**CRAFTSMAN**  
Colonial and Vertical  
Grille Options:  
1-1/8"  
2-1/4" (shown)










36  
34  
32  
30




6-Lite Colonial

**FULL LITE**  
Horizontal  
Vertical  
Grille Options:  
1-1/8"  
2-1/4"  
3-1/2" (shown)  
5-5/8"

14  
12  
10



5-Lite

# SIMULATED DIVIDED LITES (SDL)

## MAHOGANY WOODGRAIN

**3/4 LITE**  
Colonial  
Grille Options:  
1-1/8" (shown)  
2-1/4"

4-Lite      6-Lite      9-Lite

36

**3/4 LITE**  
Horizontal  
Grille Options:  
2-1/4"  
3-1/2" (shown)

4-Lite      3-Lite      2-Lite

36

**CRAFTSMAN**

Colonial and Vertical  
Grille Options:  
1-1/8"  
2-1/4" (shown)

6-Lite Colonial      4-Lite Colonial      3-Lite Vertical      2-Lite Vertical

36      32  
34 x      30

**COTTAGE CRAFTSMAN**

Colonial and Vertical  
Grille Options:  
1-1/8"  
2-1/4" (shown)

6-Lite Colonial      4-Lite Colonial      3-Lite Vertical      2-Lite Vertical

36

**FULL LITE**

Horizontal Grille  
Options:  
1-1/8" (shown)  
2-1/4"  
3-1/2"  
5-5/8" (12" & 10" only)

5-Lite      4-Lite      3-Lite      2-Lite

14  
12  
10

**3/4 LITE**  
Horizontal Grille  
Options:  
1-1/8"  
2-1/4"  
3-1/2" (shown)

4-Lite      3-Lite      2-Lite

14  
12  
10

2-1/4" &  
3-1/2" only

**CRAFTSMAN**  
Horizontal Grille  
Options:  
1-1/8"  
2-1/4" (shown)

2-Lite

14

## TEAK WOODGRAIN - LIGHTHOUSE™

**CRAFTSMAN**

Colonial and Vertical  
Grille Options:  
1-1/8" (shown)  
2-1/4"

6-Lite Colonial      4-Lite Colonial      3-Lite Vertical      2-Lite Vertical

36  
34 x

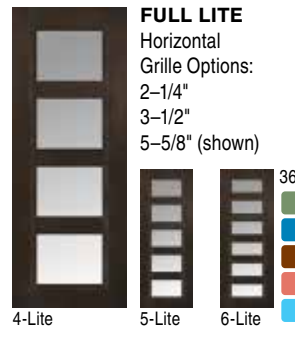
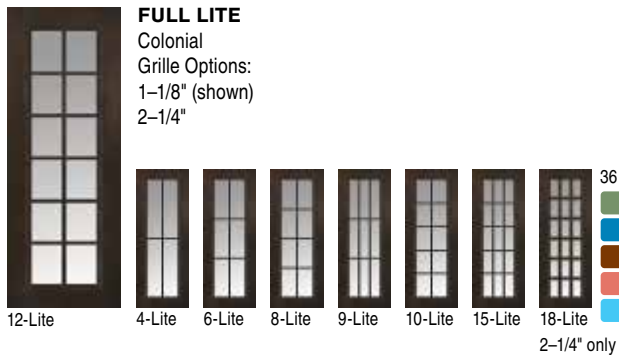
**FULL LITE**

Horizontal  
Grille Options:  
1-1/8" (shown)  
2-1/4"  
3-1/2"  
5-5/8"


5-Lite      4-Lite      3-Lite      2-Lite

14  
12

**8'0" HEIGHT TEAK WOODGRAIN** 



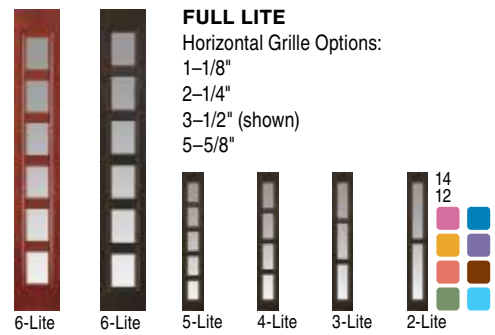
**8'0" HEIGHT TEAK WOODGRAIN LIGHTHOUSE™** 




**8'0" HEIGHT MAHOGANY WOODGRAIN**



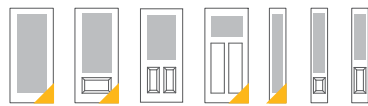
**8'0" HEIGHT TEAK & MAHOGANY WOODGRAIN** 



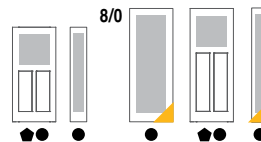
**SDL BAR WIDTHS AVAILABILITY**

**KEY:** 1 = 1-1/8" 3 = 3-1/2" A = All Four  IMPACT options available, see page 56  
2 = 2-1/4" 5 = 5-5/8"

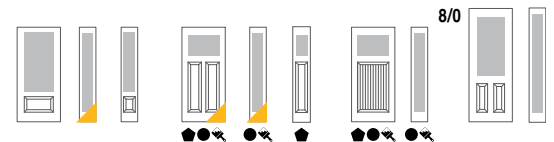
**SMOOTH FLUSH GLAZE** 



**TEAK WOODGRAIN** 



**MAHOGANY WOODGRAIN**



2-Lite Vertical			1,2			1,2					1,2								
3-Lite Vertical			1,2			1,2					1,2								
2-Lite Horizontal	2,3		A	1,2,3	1,2	A			A	2,3	A*	1,2,3		A*	1,2		A	2,3	A
3-Lite Horizontal	2,3		A	1,2,3	1,2	A			A	2,3	A*	1,2,3		A*			A	2,3	A
4-Lite Horizontal	2,3,5	2,3	A	2,3		A	2,3,5	A		2,3	A*	2,3		A*			A	2,3	A
5-Lite Horizontal	2,3,5		A			A	2,3,5	A			A*			A*			A		A
6-Lite Horizontal							2,3,5	A											A
4-Lite Colonial	1,2	1,2	1,2	1,2			1,2	1,2	1,2	1,2				1,2			1,2	1,2	
6-Lite Colonial	1,2	1,2	1,2	1,2			1,2	1,2	1,2	1,2				1,2			1,2	1,2	
8-Lite Colonial	1,2																		
9-Lite Colonial	1,2	1,2	1,2						1,2		1,2								1,2
10-Lite Colonial	1,2								1,2										
12-Lite Colonial									1,2										
15-Lite Colonial	1,2								1,2										
18-Lite Colonial									2										

\*14" = 1,2,3 only



# CLEAR LITES

## MINI BLINDS LOW-E

### MAHOGANY WOODGRAIN



Full Lite

### OAK WOODGRAIN



Full Lite



3/4 Lite



Half Lite



Half Lite




Full Lite

### SMOOTH



Full Lite



Half Lite



Full Lite



Dual Function: -Raise/Lower and Tilt  
-Single Operator

## MAHOGANY CRAFTSMAN LOW-E


### MAHOGANY WOODGRAIN



1-Lite



1-Lite



Full Lite




1-Lite

### COTTAGE MAHOGANY



1-Lite



Full Lite

All door heights shown 6'8" | Widths shown next to door

8'0" height options available, see pages 60-63

See page 4 for door finish and panel profile availability

- ▲ 7'0" height option available as 36" width door / 14" sidelite in Unfinished Oak
- Unfinished option also available: Ready to paint (Teak and Mahogany); Ready to stain or paint (Oak)
- ◆ Dentil shelf option available
- ✘ SDL options available, see pages 48-51
- ▲ IMPACT options available, see pages 56-59
- ✘ 34" Door Width Availability
  - Teak doors available in Cocoa finish only
  - Mahogany doors available in Chestnut finish only
  - Oak doors available in Medium and Walnut finishes only

## MAHOGANY EXTERNAL GRILLE CRAFTSMAN\*\*

### MAHOGANY WOODGRAIN



6-Lite



3-Lite



2-Lite

### COTTAGE MAHOGANY



6-Lite



3-Lite



Grille Detail

Note: Bronze spacer and shadow bars will come standard on all doors with the 3-Lite or 6-Lite Grille profile along with the 2-Lite Sidelite.

**CUSTOM PAINT OPTIONS**  
See page 5

Feather River offers ENERGY STAR certified door models in all 50 states. See pages 8-9.

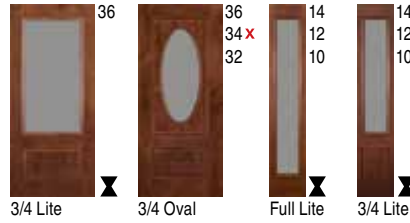
\*\*Glass is not Low-E

## CLEAR GLASS LOW-E

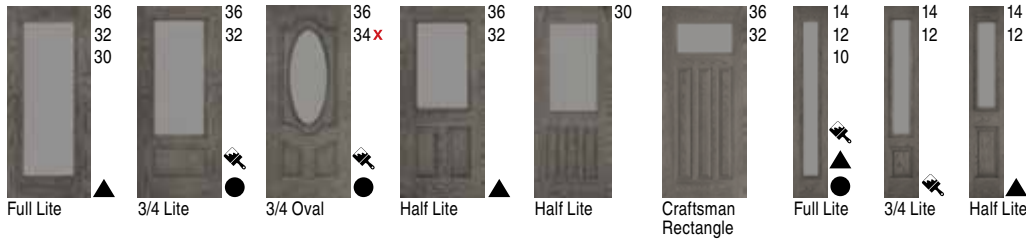
### TEAK WOODGRAIN - LIGHTHOUSE™



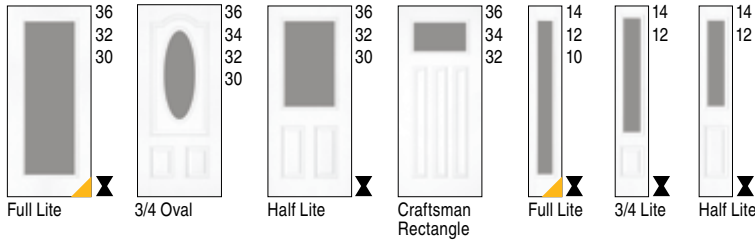
### MAHOGANY WOODGRAIN



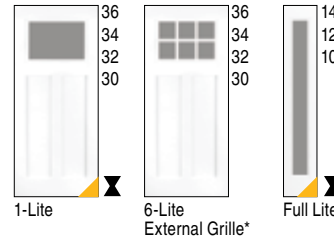
### OAK WOODGRAIN



### SMOOTH



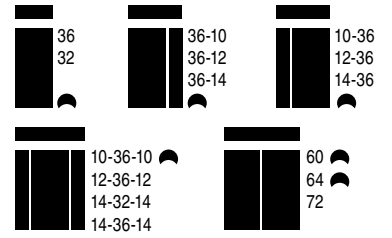
### SMOOTH CRAFTSMAN



\*Glass is not Low-E

### RECTANGULAR TRANSOMS

Height 12 & 14-3/4



12 height only

### ELLIPTICAL TRANSOMS

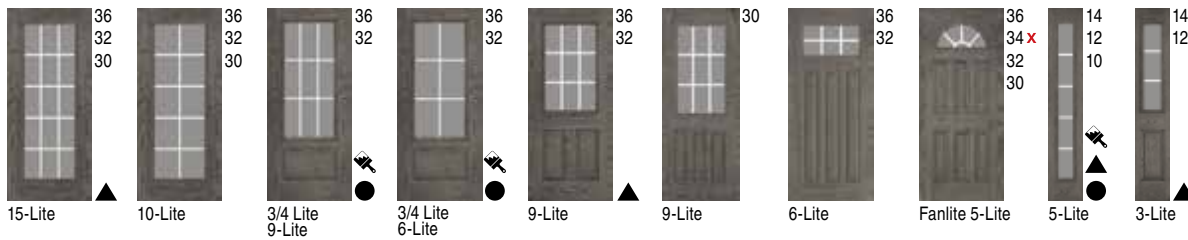
Height 14-3/4



More Clear Glass options are available in our Metro™ Collection – See page 42

## INTERNAL GRILLE (GBG) LOW-E

### OAK WOODGRAIN



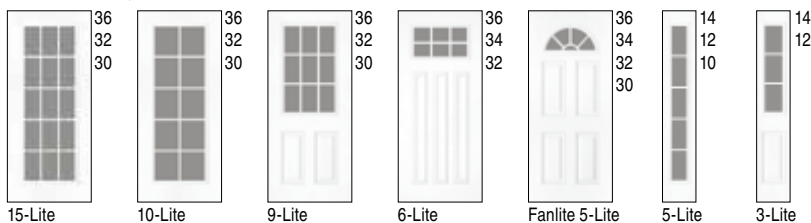
Contour Grille Only

### ELLIPTICAL TRANSOMS

Height 14-3/4

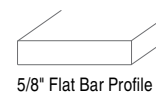
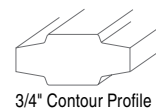


### SMOOTH



### GRILLE OPTIONS

White Internal Grille Only



# VENT LITES & PET DOORS

## Styles & Finishes

### SMOOTH

Ready to Paint

All door heights shown 6'8" | Widths shown next to door

\*8'0" height option available in 36" width only, see page 63

Pet Doors Available in 36", 34", 32", 30" door widths.

Half Lite or Twin Lite glass designs and widths available depend on glass shown in the brochure.

#### AIR-SEAL PET DOOR FEATURES:

- Maximum energy efficiency
- Spring-loaded locking slide for one-handed use
- Low maintenance and durability

#### ORIGINAL PET DOOR FEATURES:

- Minimum energy efficiency
- Flexible vinyl flap with patented edges that won't warp from use or extreme temperatures
- Floating bottom threshold for perfect seal every time
- Lock-out slide to keep your Ideal Pet out of mischief when unsupervised

Pet Doors carry a 1-Year Manufacturer Warranty from Ideal Pet Products. For more detailed information visit [www.idealpetproducts.com](http://www.idealpetproducts.com).

Feather River will not be responsible for warranties associated with the pet door product.

## VENT LITES LOW-E

### SMOOTH



Full Lite\*



Half Lite



Locking Latch



Window Handle For Easy Operation



Ergonomic Vent Handles

## PET DOORS

### SMOOTH



Half Lite shown with Cord glass



Twin Half Lite shown with Preston® glass



### AIR-SEAL



(Outside)



(Inside)

### ORIGINAL



(Outside)

TYPE	PET DOOR FLAP SIZE	RECOMMENDED PET WEIGHT	LOCATION†
Air-Seal Medium	6-5/8" x 11-1/4"	13 to 35 lbs.	4"
Air-Seal Large	10-1/4" x 15-3/4"	36 to 90 lbs.	8"
Original Medium	7" x 11-1/4"	13 to 35 lbs.	4"
Original Large	10-1/2" x 15"	36 to 90 lbs.	8"
Original Extra Large	15" x 20"	91 to 120 lbs.	8"

† Approximate location of install from bottom of door slab to pet door bottom



# PANEL DOORS

## Styles & Finishes

### MAHOGANY WOODGRAIN



6 Panel  $\Omega$



2 Panel Plank



1 Panel Plank  $\Omega$

Shown w/ round clavos

### OAK WOODGRAIN



6 Panel



Craftsman Panel

Pair your panel door with select sidelites



Shown with Preston® glass

### SMOOTH



6 Panel



Craftsman Panel



Shown with Brilliant Star™ glass

### MAHOGANY



### OAK



### SMOOTH



#Limited availability

All door heights shown 6'8" | Widths shown next to door

8'0" height options available, see pages 60-63

See page 4 for door finish and panel profile availability

Pair your panel door with select sidelites to better suit your style

## 1 AND 2 PANEL PLANK OPTIONAL DECORATIVE ACCENTS

### Oil Rubbed Bronze



Square Clavos

1-1/2" x 1-1/2"



Round Clavos

1-1/2" x 1-1/2"

Not available with our Fire Rated 2 Panel Plank Door

## 20-MINUTE FIRE RATED DOORS

Unfinished Only




### MAHOGANY WOODGRAIN



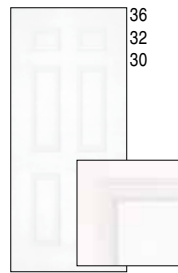
2 Panel Plank

### OAK WOODGRAIN



6 Panel

### SMOOTH



6 Panel

NOTE: Our Fire Door Embossment is a more traditional design and is different from our Premium Oak Woodgrain and Smooth Door Styles.

NOTE: Doors only available in Single Prehung.

▲ 7'0" height option available as 36" width door in Unfinished Oak

▲ IMPACT options available, see pages 56-59

✗ 32" width 6 Panel Oak Woodgrain door not available in Ash oak finish

$\Omega$  Mahogany Availability

6 Panel is available in Cherry, Chocolate and Chestnut only  
1 Panel Plank is available in Cherry and Chocolate only

Feather River offers ENERGY STAR certified door models in all 50 states. See pages 8-9.



**CUSTOM PAINT OPTIONS**

See page 5

# IMPACT



## DESIGNED TO MEET IMPACT REQUIREMENTS FOR "HVHZ" AREAS IN FLORIDA

### Fiberglass Door Panels

- Won't Dent, Rust, Rot, or Crack

### Stainless Steel Ball Bearing Hinge

- Helps Reduce Door Sag, Hinge Wear, and Corrosion

### Triple-Pane Decorative Glass with Safety Laminated Interior

- Energy Efficient and Impact Resistant

### High-Performance, Dual-Fastening Snap-Fit Lite Frame

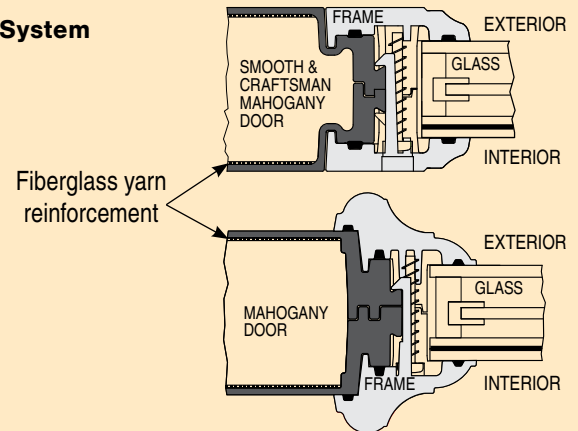
- Premium DP and Impact Performance

### High Performance Door and Frame System

- Integrated Door, Frame, and Glass for Superior Performance
- Reinforced Fiberglass Door Skin
- Dual-Fastening Snap-Fit Frame Design
- Safety Laminated Glass Interior / Safety Tempered Exterior
  - Interior: 1/8" x .090PVB x 1/8"

### PVC Jamb System with Composite Hi-Dam Bumper Sill

- Helps prevent jamb rot and water damage\*



\*Maximum protection is achieved only when the door system is installed and caulked properly.

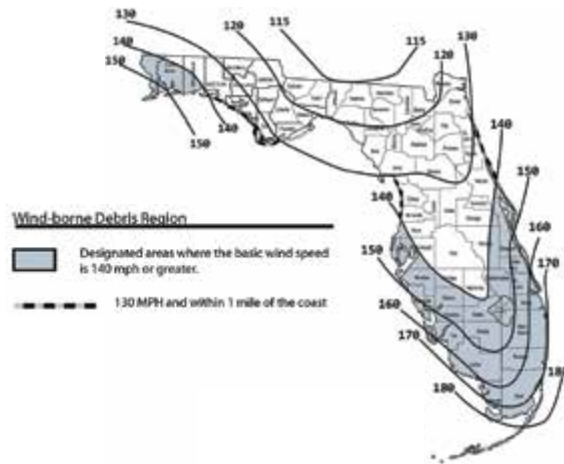
## HIGH VELOCITY HURRICANE ZONE (HVHZ)

- Impact Rated Door Slab with Impact Rated Laminated Glass
- Dade and Broward Counties (FL)
- Must comply with specific DP Ratings
- Requires Impact Rated Door and Impact Rated Glass
- Outswing only

## WIND BORNE DEBRIS AREA (WBD)

- Regular Non-Impact Door Slab with Impact Rated Laminated Glass
- Areas where wind speeds are 140 mph or 130 mph within 1 mile of coastal area
- Required to meet certain tests
- Inswing and Outswing

Doors will be available in the near future. Testing is ongoing for this program for FL and TX.



## FLORIDA BUILDING CODE: HVHZ TESTING INFORMATION 6/8 DOORS

DOOR TYPE	TESTING NUMBER	SWING	Panel/Opaque				
			± 60	± 55	± 55	± 55	
Panel / Opaque	FL# 20867.2	Outswing	DP Rating	± 60	± 55	± 55	± 55
Impact			Yes	Yes	Yes	Yes	
Glazed	FL# 20867.1	Outswing	DP Rating	± 60**	± 55	± 55	± 55
Impact			Yes	Yes	Yes	Yes	

\*\*3/4 Oval DP Rating: + 75 / - 75. Doors with sidelite(s) are continuous head and sill.

For additional testing information for Feather River please visit the following:

Visit: [www.featherriverdoor.com/](http://www.featherriverdoor.com/) Go to Resources/ Exterior Door Performance Data

Visit: [www.floridabuilding.org/](http://www.floridabuilding.org/) Go to Product Approval/ Find a Product/ Search Under Trinity Glass International

Visit: [www.tdi.texas.gov/](http://www.tdi.texas.gov/) Look at Hinged Doors—Fiberglass/ Search Under Trinity Glass International

Feather River offers ENERGY STAR certified door models in all 50 states. See pages 8-9.

**SILVERDALE® PR 7**

**MAHOGANY**



**SMOOTH**

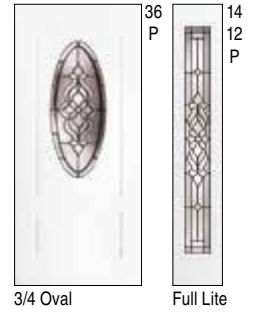


**LAKWOOD® PR 6**

**MAHOGANY**

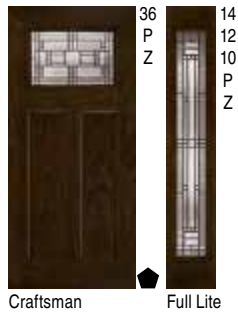


**SMOOTH**

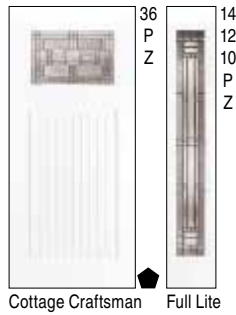


**PRESTON® PR 7**

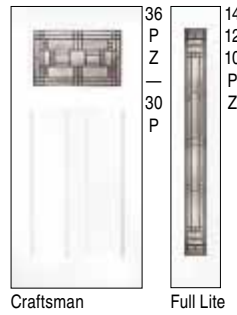
**MAHOGANY**







**COTTAGE MAHOGANY**



**SMOOTH**



**SMOOTH**



PR = Privacy Rating

Patina – P | Zinc – Z

All door heights shown 6'8" | Widths shown next to door

8'0" height options available, see pages 60-63

See page 4 for door finish and panel profile availability

◆ Dentil shelf option available

Most doors and sidelites in the Impact Collection are ENERGY STAR certified for all 50 states

Glass designs may vary slightly due to door shape and size

**Styles & Finishes – HVHZ**

**MAHOGANY**

- Cherry
- Chestnut
- Painted White\*

\*Craftsman and 2 Panel Plank only

**COTTAGE MAHOGANY**

- Painted White

**SMOOTH**

- Ready to Paint ✎

**Styles & Finishes – WBD**

**TEAK**

- Cocoa
- Ready to Paint ✎

**MAHOGANY**

- Cherry
- Chocolate
- Chestnut
- Painted White\*
- Ready to Paint\*\* ✎

\* Craftsman and 2 Panel Plank only

**SMOOTH**

- Ready to Paint ✎

**COTTAGE MAHOGANY**

- Cherry
- Chocolate
- Chestnut
- Honey
- Painted White
- Ready to Paint ✎

\*\* Craftsman option only



**CUSTOM PAINT OPTIONS**


See page 5



# IMPACT


## MONROE™ PR 6

### MAHOGANY



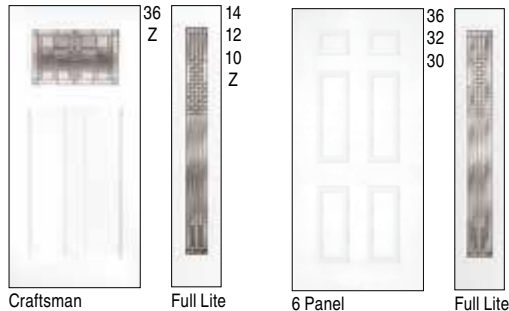
Craftsman Full Lite

### COTTAGE MAHOGANY



Cottage Craftsman Full Lite


### SMOOTH



Craftsman Full Lite 6 Panel Full Lite

## CARMEL™ PR 5

### SMOOTH



Half Lite Half Lite

PR = Privacy Rating Patina – P | Zinc – Z

All door heights shown 6'8" | Widths shown next to door

8'0" height options available, see pages 60-63

See page 4 for door finish and panel profile availability

◆ Dentil shelf option available

Feather River offers ENERGY STAR certified door models in all 50 states. See pages 8-9.

Glass designs may vary slightly due to door shape and size

## Styles & Finishes – HVHZ

### MAHOGANY

- Cherry
- Chestnut

Painted White\*

\*Craftsman and 2 Panel Plank only

### COTTAGE MAHOGANY

Painted White

### SMOOTH

Ready to Paint ◆

## Styles & Finishes – WBD

### TEAK

- Cocoa
- Ready to Paint ◆

### MAHOGANY

- Cherry
- Chocolate
- Chestnut

Painted White\*

Ready to Paint\*\*◆

\* Craftsman and 2 Panel Plank only

### SMOOTH

Ready to Paint ◆

### COTTAGE MAHOGANY

- Cherry
- Chocolate
- Chestnut
- Honey

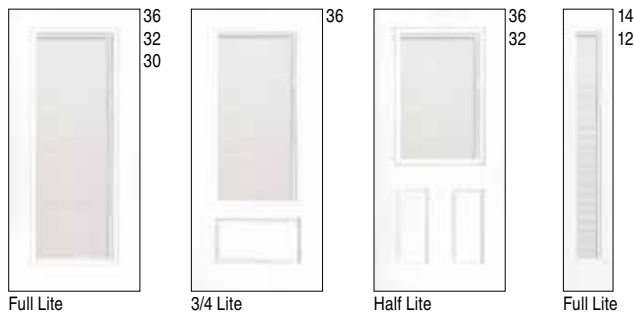
Painted White

Ready to Paint ◆

\*\* Craftsman option only

## MICRO MINI BLINDS LOW-E

### SMOOTH



Full Lite 3/4 Lite Half Lite Full Lite



## MICRO MINI BLINDS (Dual Operator)

- Raise/Lower function from dual operator
- Laminated impact glass
- Features 3/8" slats vs. 1/2" slats for modern look

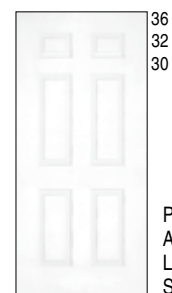
## PANEL Pair your panel door with select sidelites to better suit your style

### MAHOGANY



6 Panel 2 Panel Plank

### SMOOTH



6 Panel

Pair with:  
Any Impact Full Lite  
Mahogany Sidelite

Pairs with:  
Any Impact Half  
Lite or Full Lite  
Smooth Sidelite




## CUSTOM PAINT OPTIONS

See page 5


**CORD** PR 8




**MAHOGANY**




**COTTAGE MAHOGANY**



**SMOOTH**




**PRIVACY** PR 9



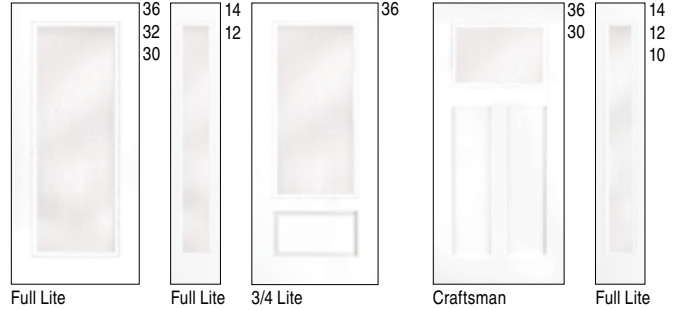
**MAHOGANY**



**COTTAGE MAHOGANY**



**SMOOTH**




**SANDSTONE™** PR 8




**MAHOGANY**



**COTTAGE MAHOGANY**



**SMOOTH**




**CLEAR LOW-E** PR 1




**MAHOGANY**



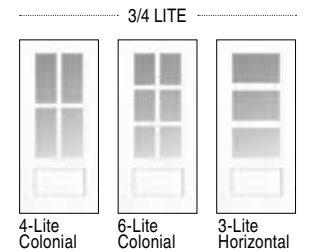
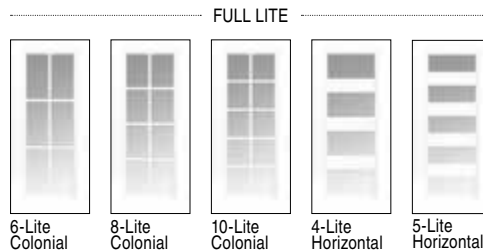
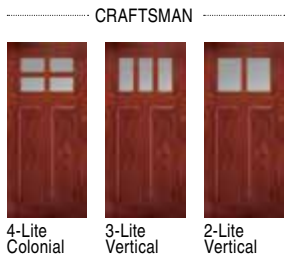
**COTTAGE MAHOGANY**



**SMOOTH**



**SDL options available on pages 48-51.**  
**Sample offering at right.**



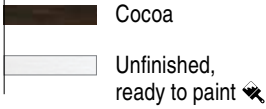
# 8'0" HEIGHT

Privacy Rating – PR

Brass – B | Patina – P | Zinc – Z  
Wrought Iron – W

## Styles & Finishes


### TEAK



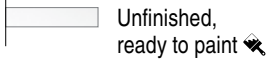
### MAHOGANY



### OAK



### SMOOTH



#Limited availability

All doors are available in 36" width

All sidelites are available in 14" width

See page 4 for door finish and panel profile availability

Glass Collection Details booklet available on our website in the Resources section.

Pair select sidelites with panel doors to better suit your style, see page 62

Some decorative door styles may not have a matching sidelite but could pair well with an obscure or clear glass option.

■ Also available in 12" width, Smooth only

□ Also available in 12" width

● Unfinished option also available: Ready to paint

◆ Dentil shelf option available

▲ IMPACT rated option, see page 56 for information

Select transoms available, see 6'8" glass collection pages for availability



Feather River offers ENERGY STAR certified door models in all 50 states. See pages 8-9.

## SILVERDALE® PR 7

### TEAK WOODGRAIN



Full Lite

### OAK WOODGRAIN



3/4 Lite (42" width)



3/4 Oval

### SMOOTH & OAK WOODGRAIN



Full Lite



3/4 Lite

### MAHOGANY WOODGRAIN



Half Lite



Center Arch



Center Arch



Half Lite



Half Lite

## PHOENIX™ PR 8

### TEAK WOODGRAIN



Lighthouse™ 1-Lite

### MAHOGANY WOODGRAIN



Half Lite

### SMOOTH & OAK



Half Lite

## SENA™ PR 8

### TEAK WOODGRAIN



Lighthouse™ 1-Lite



Full Lite

## MONROE™ PR 6

### MAHOGANY WOODGRAIN



Half Lite

### SMOOTH & OAK



Half Lite

## FLEUR DE LIS PR 7

### TEAK WOODGRAIN



Lighthouse™ 1-Lite


### MAHOGANY WOODGRAIN



Half Lite

**PRESTON®** PR 7

**TEAK WOODGRAIN**



**MAHOGANY WOODGRAIN**



**STAR** PR 7

**TEAK WOODGRAIN**



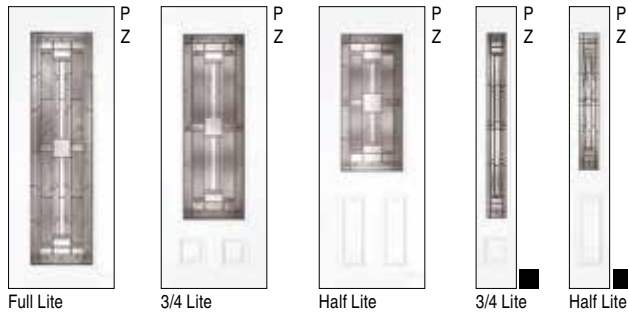
**MAHOGANY WOODGRAIN**




**OAK WOODGRAIN**



**SMOOTH & OAK WOODGRAIN**



**SMOOTH & OAK WOODGRAIN**



**LAKEWOOD®** PR 6

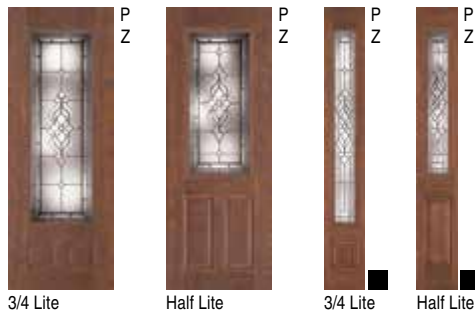
**MAHOGANY WOODGRAIN**



**OAK WOODGRAIN**



**SMOOTH & OAK WOODGRAIN**



**TORINO™** PR 8

**MAHOGANY WOODGRAIN**



**SMOOTH & OAK**



**BELLANTE™**

PR 8

**MAHOGANY WOODGRAIN**



**SMOOTH & OAK**



**MARCELLO™**

PR 8


**MAHOGANY WOODGRAIN**



**SAN ANGELO™**

PR 8


**TEAK WOODGRAIN**



**MAHOGANY WOODGRAIN**



**SMOOTH & OAK WOODGRAIN**





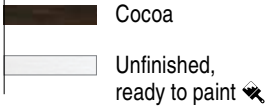
# 8'0" HEIGHT

Privacy Rating – PR


Brass – B | Patina – P | Zinc – Z

## Styles & Finishes


### TEAK



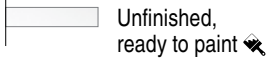
### MAHOGANY



### OAK



### SMOOTH



#Limited availability

All doors are available in 36" width


All sidelites are available in 14" width

See page 4 for door finish and panel profile availability

Glass Collection Details booklet available on our website in the Resources section.

### SAPPHIRE™ PR 7

SMOOTH & OAK



3/4 Lite

### BRILLIANT STAR™ PR 6

TEAK WOODGRAIN



Lighthouse™ 1-Lite

### MISSION POINTE™ PR 8

SMOOTH & OAK



3/4 Lite

### KINCAID™ PR 8

SMOOTH & OAK



3/4 Lite

### RIDGWAY™ PR 8

SMOOTH & OAK



3/4 Lite

### BEVEL PR 1

SMOOTH & OAK



3/4 Lite 15-Lite

### WILLOW BROOK™ PR 7

MAHOGANY WOODGRAIN



Half Lite

### COSMOPOLIS™ PR 5

SMOOTH & OAK



3/4 Lite

Some decorative door styles may not have a matching sidelite but could pair well with an obscure or clear glass option.

■ Also available in 12" width, Smooth only

□ Also available in 12" width

● Unfinished option also available: Ready to paint

◆ Dentil shelf option available

✕ SDL options available, see pages 52-55

◆ Clavos options available, see page 55

▲ IMPACT rated option, see page 56 for information

◀◀ Mahogany 2 Panel Plank is also available in Painted White

Select transoms available, see 6'8" glass collection pages for availability



**CUSTOM PAINT OPTIONS**  
See page 5

Feather River offers ENERGY STAR certified door models in all 50 states. See pages 8-9.

## PANEL Pair your panel door with select sidelites to better suit your style

### MAHOGANY WOODGRAIN

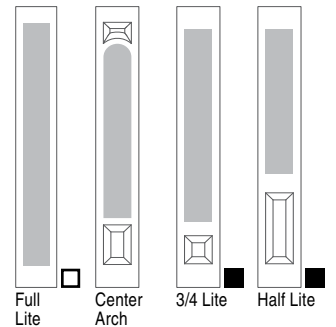


2 Panel Plank ◀◀



6 Panel

Pair with:  
Any 8' Full Lite  
Mahogany Sidelite



### OAK WOODGRAIN



3 Panel

Pairs with:  
Any 8' 3/4 Lite  
Oak Sidelite

Also Available:  
Fleur De Lis  
Monroe™  
Sena™



Center Arch Panel

Pairs with:  
Any 8' Center  
Arch Oak  
Sidelite

### SMOOTH & OAK




6 Panel\*

Pairs with:  
Any 8' Half Lite Oak  
or Smooth Sidelite

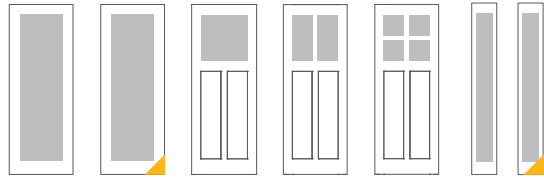
Also Available:  
Medina®  
Pink Lacey™  
Star

\*6 Panel oak also available in 42" width

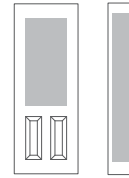
# OBSCURE<sup>†</sup> & CLEAR LITES



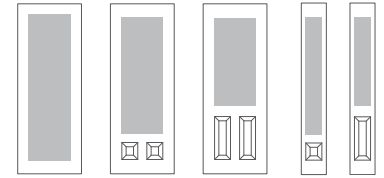
## TEAK WOODGRAIN



## MAHOGANY WOODGRAIN



## OAK WOODGRAIN & SMOOTH



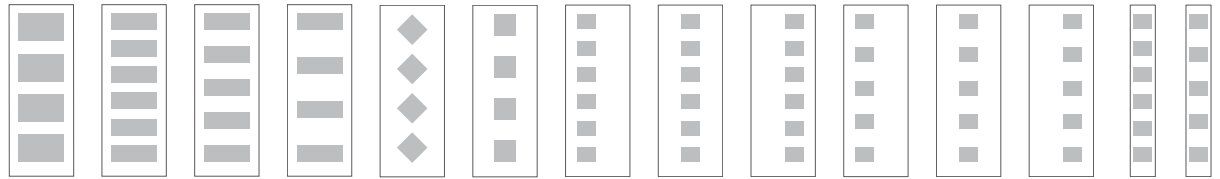
	● ✂ ✕	● ✂ ✕	● ✂ ✕	● ✂ ✕	● ✂ ✕	● ✂ ✕ □	✕	✕ □	✂ Smooth doors only	■	■
<b>CORD</b>	✓	✓	✓	✓	✓	✓		✓	✓	✓	✓
<b>PRIVACY</b>	✓	✓	✓	✓	✓	✓	✓	✓	✓	✓	✓
<b>SANDSTONE™</b>	✓	✓	✓	✓	✓	✓	✓	✓	✓	✓	✓
<b>CROSS REED</b>	✓					✓	✓	✓			
<b>HAMMERED</b>			✓	✓	✓	✓	✓				✓
<b>REEDED</b>						✓	✓				
<b>RAIN FALL™</b>						✓	✓				
<b>CLEAR LOW-E</b>	✓		✓	✓	✓	✓	✓	✓	✓	✓	✓
<b>GBG LOW-E</b>									✓	✓	✓
<b>MINI BLIND LOW-E</b>	✓	✓				✓	✓	✓	✓	✓	✓
<b>VENT LITE LOW-E</b>									✓		

✂ 9-Lite and 6-Lite Available. Contour Grille Only

## SMOOTH METRO ✂

Glass frames available:  
lip lite or flat frame

See page 42 for details



Flat frame only

<b>CORD</b>	✓	✓	✓	✓		✓	✓	✓	✓	✓	✓	✓
<b>PRIVACY</b>	✓	✓	✓	✓	✓	✓	✓	✓	✓	✓	✓	✓
<b>SANDSTONE™</b>	✓	✓	✓	✓	✓	✓	✓	✓	✓	✓	✓	✓
<b>CROSS REED</b>	✓	✓	✓	✓	✓ <sup>^</sup>	✓	✓	✓	✓	✓	✓	✓
<b>HAMMERED</b>	✓	✓	✓	✓		✓	✓	✓	✓	✓	✓	✓
<b>REEDED</b>	✓	✓	✓	✓		✓	✓	✓	✓	✓	✓	✓
<b>RAIN FALL™</b>	✓	✓	✓	✓		✓	✓	✓	✓	✓	✓	✓
<b>CLEAR</b>	✓	✓	✓	✓		✓	✓	✓	✓	✓	✓	✓
<b>DECORATIVE</b>	✓ <sup>**</sup>											

<sup>^</sup> Glass orientation changes in Diamond shape door lites

<sup>\*\*</sup> Preston<sup>®</sup> Patina & Zinc, Phoenix<sup>™</sup> Patina, Sena<sup>™</sup> Patina, Monroe<sup>™</sup> Zinc, Prairie<sup>™</sup> Zinc, Mission Pointe<sup>™</sup> Zinc and Rochester<sup>™</sup> Patina.

<sup>†</sup> Triple pane

Customer Service: 800-375-8120  
Monday–Friday, 5:30 am to 5:00 pm (PST)

Order Assistance: 800-375-8120

Email: [info@featherriverdoor.com](mailto:info@featherriverdoor.com)

Warranty Tech Line: 888-533-2843

Warranty and Installation Instructions  
can be found in the Resources section  
of our website

[featherriverdoors.com](http://featherriverdoors.com)



D3077726-54E

11/23b BOK1HPOX ©2024 Trinity Glass International, Inc.

